



Title	Falls Activity and Data Review
Author	Louise Balson Clinical Lead (Gloucestershire) Paramedic
Date	1 st April 2024
Aim	To provide data and share intelligence with a view to optimising falls response processes within Integrated Care Systems.

Contents

1	Background	2
2	Falls Referrals Memorandum of Understanding (MOU)	5
3	The Directory of Services (DOS)	5
4	Community First Responders (CFRs).....	6
5	Emergency Operations Centre (EOC) Collaborative	6
6	Falls Data	7
7	Conclusion.....	9
8	References	10
	Appendix A – Descriptors	11
	Appendix B – Falls Data	16
	Appendix C – Bristol, North Somerset, and South Gloucestershire	17
	Appendix D – Bath, North East Somerset, Swindon & Wiltshire	21
	Appendix E – Devon	25
	Appendix F – Dorset	30
	Appendix G – Gloucestershire	34
	Appendix H – Kernow	38
	Appendix I – Somerset.....	43





“We will collaborate with our partners to deliver safe, high quality, patient centred care, and use evidence based continuous improvement, to innovate our services and ways of working”
(SWASFT, 2023).

1 Background

1.1 In September 2023, the South Western Ambulance Service NHS Foundation Trust (SWASFT) held a Falls Summit bringing together system partners from across the region.

1.2 The purpose was to develop a shared understanding of the collective falls response models across the SWASFT footprint and agree a set of core principles with the aim being to minimise the risk of patient harm, improve long term outcomes, and deliver a positive patient experience to older or frail adults who have fallen.

1.3 National Guidance for a Falls Response Model

1.3.1 In 2020, the Association of Ambulance Chief Executives (AACE) developed a [framework](#)¹ in association with ambulance trusts and the National Falls Prevention Coordination Group (NFPCG) as a key output from the NHS England (NHSE) and NHS Improvement Safely Reducing Avoidable Conveyance programme.

1.3.2 The framework provided clarity on the roles and responsibilities of ambulance trusts in relation to falls response and falls prevention and was a tool to be used by commissioning bodies to optimise services in the community.

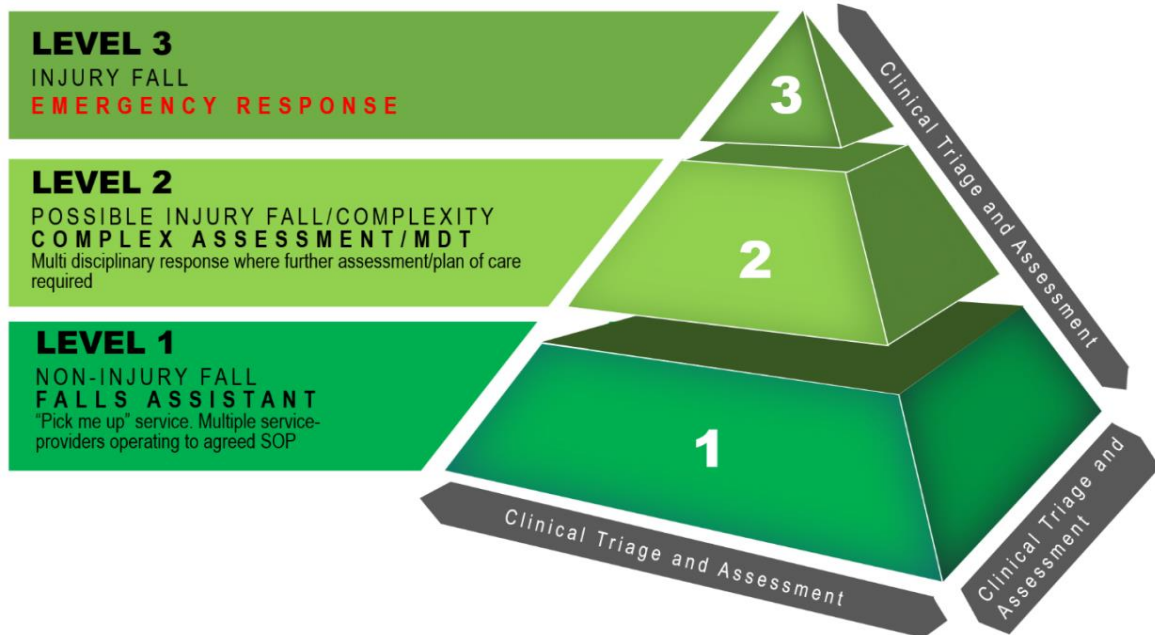
1.3.3 The AACE describe three broad levels of fall and the proposed response required (Figure 1) based on patient need:

- Level 3
 - ✓ Fall with a moderate to severe injury or illness.
- Level 2
 - ✓ Fall with a minor injury or illness.
- Level 1
 - ✓ Fall with a concern for welfare or no known injury or illness.





1.3.4 Figure 1 – The AACE Falls Response Model



1.3.5 Ensuring that the right response is sent at the right time to Level 1 and Level 2 falls is an important priority to prevent patient harm and reduce pressure on local systems, positively impacting on handover delays and SWASFT’s resource availability.

1.4 National Guidance for Integrated Care Systems (ICS)

1.4.1 The [guidance](#)² for ICS planners, commissioners and providers includes the following specification:

- Provision of a two-hour Urgent Community Response (UCR) service from 08:00 to 20:00, 7 days a week, as a minimum.
- Ability to clinically support patients who have experienced a fall:
 - With no injuries
 - or*
 - Minor injuries with no apparent serious injury to the head, back, hip, or where able to rule out a fracture,
 - and*
 - No loss of consciousness.
- Offer a service using acquired lifting equipment and manual handling aids to lift those who have fallen.
- Provide full geographical coverage across the ICS.





- Acceptance of referrals from all appropriate sources.
- Submission of data to the [CSDS](#)³ to demonstrate the achievement of the two-hour standard.

1.4.2 All ICSs should have completed the above actions by March 2022, with the following criteria expected to have been met by March 2023:

- A consistent level of response to falls across the ICS footprint.
- Extend operating hours where demand necessitates this.
- Achieve the minimum threshold of reaching 70% of referrals within two-hours.
- Work with ambulance services to maximise referrals.
- Implement point-of-care testing.
- Accept self-referrals from individuals and carers.
- Ensure the Directory of Service (DOS) profile is accurate and up to date.

1.4.3 To date, this specification is not being met in a number of ICS regions within the SWASFT footprint.

1.5 SWASFT Commitments

1.5.1 To help achieve the above requirements SWASFT committed, at the Falls Summit, to the following actions:

- Review of the falls criteria within each areas *Falls Referral Memorandum of Understanding* (MOU) for the 'push' model.
- Review the DOS (MiDoS/Service Finder) to ensure the profiled information is consistent and accurate.
- Review processes to enable utilisation of available Community First Responders (CFRs).
- Understand the feasibility of development of an electronic CFR patient care record.
- Enable visits to the Emergency Operations Centre (EOC) to allow for shared understanding and develop confidence of community teams in SWASFT processes.
- Provide system partners with data relating to falls incidents by day and hour, broken down into Level 1 and Level 2 falls.
- Engage fully with systems to support joint working.





2 Falls Referrals Memorandum of Understanding (MOU)

- 2.1 The EOC refer incidents to UCR/community falls team either via an Interoperability Toolkit (ITK) or a handwritten email. Both these referral methods have a joint MOU, which is observed by SWASFT EOC clinicians. These MOUs were reviewed by the SWASFT Paramedic Practice Directorate Clinical Lead for each area.
- 2.2 Not all ICSs are meeting the full UCR specifications, therefore EOC clinicians must be familiar with the varying offers across the region so they can make informed decisions about what incidents can be appropriately referred, what the operational hours are and how the transfer is to take place, particularly when working across ICS borders.
- 2.3 SWASFT intend to continue to work alongside system partners to enhance the various UCR offers where this is needed, aiming to accomplish consistency, and will continue to provide support where Care Coordination Hubs (CCH) or Clinical Assessment Services (CAS) are in place or being implemented.

3 The Directory of Services (DOS)

- 3.1 The [DOS](#)⁴ is a directory of NHS services which supports SWASFT clinicians to make decisions about a patients' care needs.
- 3.2 To access the available services, the DOS requires information about the patient such as their location and their presenting complaint. It then provides a list of the best services for them.
- 3.3 The national guidance states that, at a minimum, UCR teams should provide care to patients with one of the nine assigned clinical conditions⁵, of which "falls" is one, and therefore UCR should always be the first service displayed in the list produced on the DOS when searching for falls provision.
- 3.4 It is vitally important that the information profiled within the DOS is correct, and so a thorough evaluation of the details of each service was undertaken. At the time of writing, all profiles have been reviewed and align with the particulars of each service. It remains the responsibility of the service provider to ensure the DOS is accurate at all times.





4 Community First Responders (CFRs)

- 4.1 Following the Summit, SWASFTs Volunteering and Community Services team have been contacted by various ICSs to accept the offer of joint working by allowing their staff to shadow a local CFR. This would not only build stronger working relationships but would increase the confidence of falls services to attend these incidents and identify if further training is required for UCR colleagues, such as trauma or wound care.
- 4.2 SWASFT CFR's currently use a paper form to document any patient contact, meaning that they are not able to send the details of the patient to the UCR team electronically. There are now ongoing discussions with the SWASFT Clinical Information and Records team to adopt a platform such as Scribe or 365 forms to enable an electronic clinical record to be established for CFRs. This would further improve the clinical discussion and handover from CFRs, supporting continuity of care.
- 4.3 A formal process has been introduced within SWASFT whereby EOC clinicians allocate a CFR, where available, to suitable falls before consideration of transferring the call (via ITK or email) to UCR or community falls teams. This ensures that fallen patients are responded to in a timely manner and enables community teams to only be requested to attend higher acuity falls that cannot be discharged following CFR attendance.

5 Emergency Operations Centre (EOC) Collaborative

- 5.1 ICS colleagues in Gloucestershire have visited the Bristol EOC to sit alongside SWASFT teams to witness the process a 999 call goes through: from point of call, clinical triage, allocation of a resource, where needed, and final disposition. This has enabled increased understanding, relationship development and confidence in the processes.
- 5.2 The offer to visit the EOC in Exeter or Bristol remains, where capacity and practicalities allow, and the SWASFT Clinical Lead for each ICB can assist with arranging this.

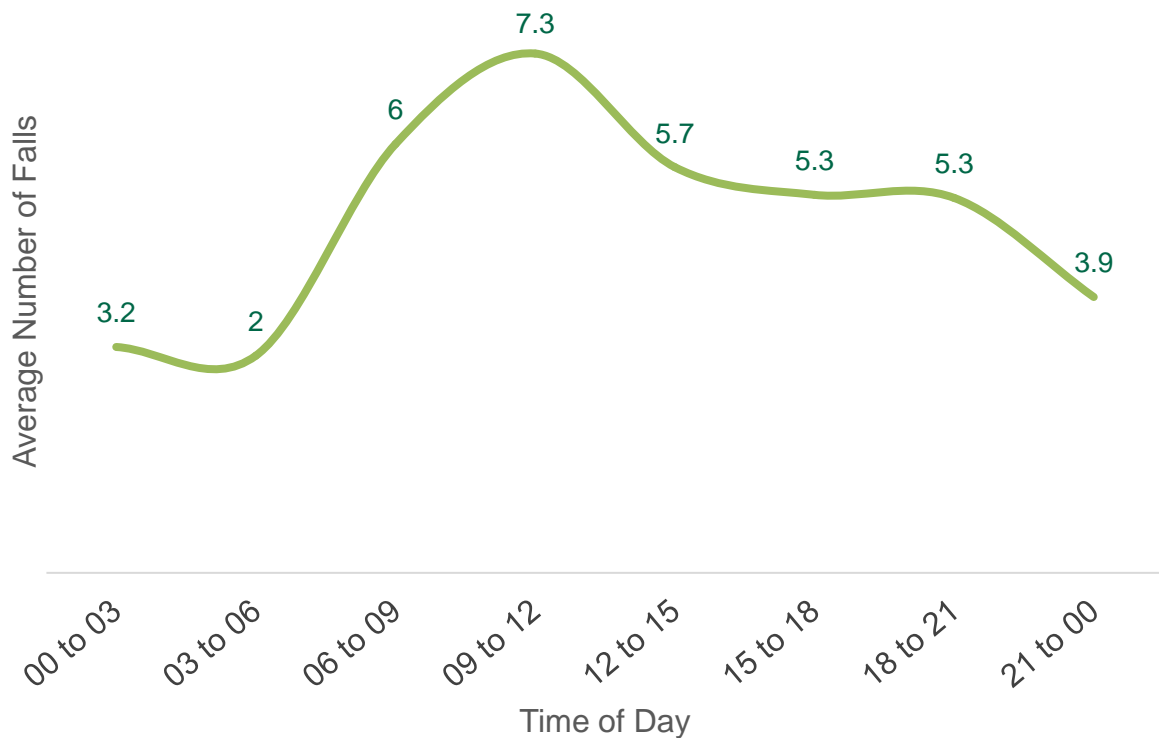




6 Falls Data

6.1 The number of falls in each county area differs as demographics vary. However, the correlation between non and minor injury falls and the time of day the 999 call is made (Figure 2) is comparable across the region.

6.2 *Figure 2 – Average trajectory of Level 1 and Level 2 falls across any given day in the South West*



6.3 ICSs are encouraged to investigate the surge in the number of falls calls in the early part of the morning with a peak towards midday. It should not be assumed that this was the actual time of the fall, when it may be that this was when the person was found or the call made, and the fall truly occurred hours before. Processes may be needed to ensure our frail or older population have the right packages of care or equipment in place to receive help when they most need it.

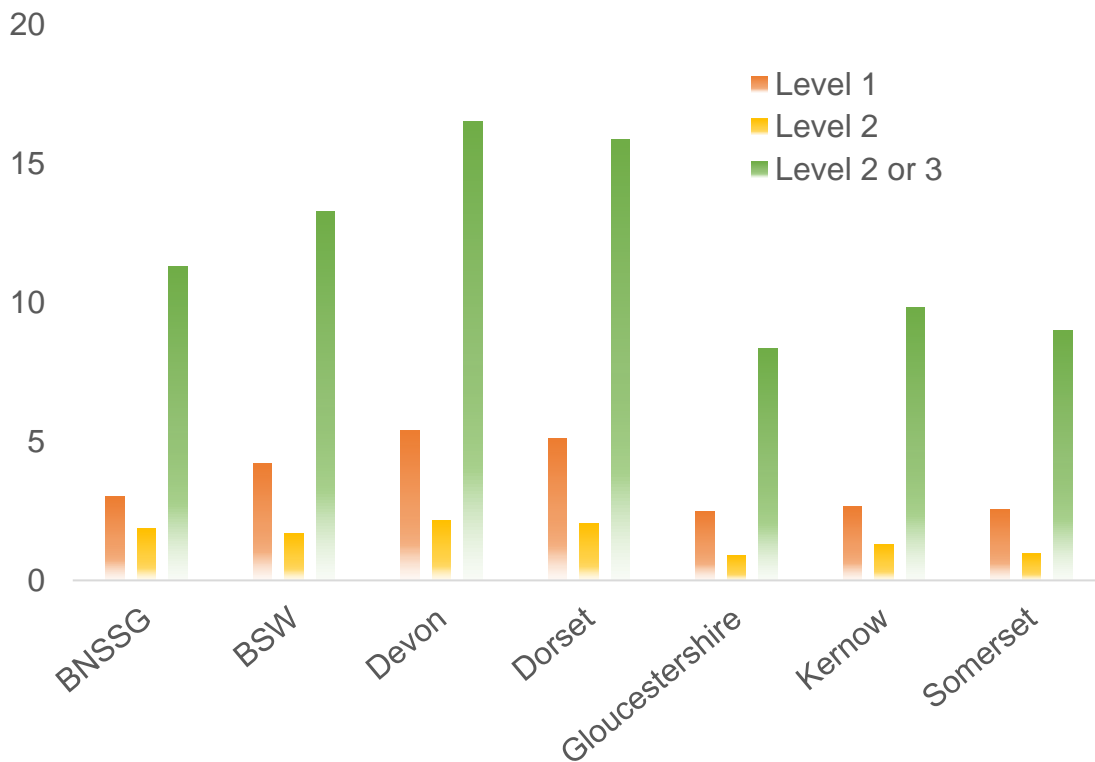
6.4 A further review of falls activity in each ICS over a 12-week period was undertaken, detailing the number of falls incidents each week broken down into the times of day the call enters the ambulance service via 999 or 111. These falls were further segregated into levels appropriate for a response by community providers, as set out by AACE (section 1.3.4).





- 6.5 Incidents which could potentially result in a referral to a UCR team or a falls service account for around twice the number of Level 1 and 2 falls seen in each area (green bar in Figure 3).
- 6.6 These falls have a primary descriptor suggestive of severe injury, the extent of which is unknown until a further review is completed, and therefore not suitable under the push model (e.g., a category 2 incident or a fall with a sustained head injury). Once this clinical triage has been undertaken it could be possible these incidents would be suitable for a community falls response, as no severe injury was established.

6.7 *Figure 3 – Average Daily Level 1, Level 2, and Level 2 or 3 Falls by ICS*



- 6.8 This significant volume of incidents that cannot initially be categorised as a Level 2 fall but possibly suitable for referral should be taken into consideration when considering existing or future UCR capacity.
- 6.9 More comprehensive data and information can be found in the appendices.





7 Conclusion

- 7.1 There are inconsistencies in UCR services across the SWASFT footprint. ICS's and SWASFT must work in partnership to improve falls response services and ensure the right response is sent at the right time to improve patient outcomes and prevent avoidable hospital admissions.
- 7.2 The commitments pledged by SWASFT within the Falls Evaluation have now been completed as documented in this report.
- 7.3 The data in the appendices can be used in conjunction with the monthly Commissioners Report and any internal statistics to ascertain, if any, where improvements are needed.
- 7.4 Systems are asked to refer to the Falls Evaluation paper, sent in January, undertake the actions and consider the guidance presented by NHSE.
- 7.5 To summarise, the expectation is to:
- Rapidly move to a position where national UCR specification is met (if not met already).
 - Maximise capacity to accept referrals by optimising processes, adopting a “just say yes” approach.
 - Understand what skill mix is required to seamlessly accept referrals.
 - Consistently deliver a response with reliable adherence to the agreed MOU.
 - Identify any gap between demand and capacity, working with commissioners to resolve any obstacles.
 - Collate and report data to help understand declined referrals and re-contacts.
 - Enable CFR placements or joint working to strengthen relationships and improve upon any learning or training needs within the structure of teams.
 - Where not already in place, build upon current infrastructure and governance to shape a robust Single Point of Access or CAS and enable the ITK link.





8 References

- 1 Falls Response Governance Framework for NHS Ambulance Trusts - aace.org.uk - <https://aace.org.uk/resources/falls-response-governance-framework-for-nhs-ambulance-trusts/>
- 2 NHS England » Community health services two-hour urgent community response standard guidance - <https://www.england.nhs.uk/publication/community-health-services-two-hour-urgent-community-response-standard-guidance/>
- 3 Community Services Data Set (CSDS) - NHS England Digital - <https://digital.nhs.uk/data-and-information/data-collections-and-data-sets/data-sets/community-services-data-set>
- 4 Directory of Services (DoS) - NHS England Digital - <https://digital.nhs.uk/services/directory-of-services-dos>
- 5 NHS England » Community health services two-hour urgent community response standard guidance - <https://www.england.nhs.uk/publication/community-health-services-two-hour-urgent-community-response-standard-guidance/>





Appendix A – Descriptors

The Emergency Call Prioritisation Advisory Group (ECPAG) approved a set of descriptors or code sets which would be suitable for immediate CFR deployment and/or other locally commissioned falls response teams. These code sets sought to provide a framework for the primary deployment of available CFRs and/or UCR/community falls response teams without the need to wait for clinical validation.

Additional descriptors have been used to produce further, relevant, data due to the potential these incidents are suitable for referral to UCR or community falls response teams following clinical validation or a full clinical triage.

The following tables provide the differing descriptors used to categorise falls and the Level of fall they relate to. They are split in the following manner:

- Nationally Agreed Descriptors* for Level 1 and Level 2 falls (Table 1).
**Some descriptors have been removed for this data set as they would not sit within the joint SWASFT MOU as suitable falls for referral to UCR or community falls teams. These are incidents such as falls in a public place or where there are access concerns.*
- Descriptors indicating an injurious fall*, but one which sits outside of the nationally agreed data set for a “minor injury”. These are indicated within any graphs or tables in this document as “Level 2 or Level 3” (Table 2).
**These descriptors have been used to provide additional information as it is not possible to know from the primary descriptor the true extent of any injury until further information is gathered, but the outcome of a large proportion of these incidents are treated in the community as the injuries are minor.*
- Descriptors almost certainly not suitable for referral to UCR or community falls teams and require an ambulance response (Table 3).





Table 1 – ECPAG Descriptors for Level 1 and Level 2 falls

Level 1 fall
<ul style="list-style-type: none"> • Falls - PUBLIC ASSISTANCE (no injuries and no priority symptoms) • Falls - PUBLIC ASSISTANCE (no injuries and no priority symptoms) (Access concern) • Falls - PUBLIC ASSISTANCE (no injuries and no priority symptoms) (Environment problem) • Falls - PUBLIC ASSISTANCE (no injuries and no priority symptoms) (On ground < 1 hour) • Falls - PUBLIC ASSISTANCE (no injuries and no priority symptoms) (On ground > 2 hours) • Falls - PUBLIC ASSISTANCE (no injuries and no priority symptoms) (On ground 1-2 hours) • Falls - PUBLIC ASSISTANCE (no injuries and no priority symptoms) (On ground) • Falls - PUBLIC ASSISTANCE (no injuries and no priority symptoms) (Public place)
Level 2 fall
<ul style="list-style-type: none"> • Falls - NON-RECENT (?6hrs) injuries except DISTAL body area (without priority symptoms) • Falls - NON-RECENT (?6hrs) injuries except DISTAL body area (without priority symptoms) (Access concern) • Falls - NON-RECENT (?6hrs) injuries except DISTAL body area (without priority symptoms) (Environment problem) • Falls - NON-RECENT (?6hrs) injuries except DISTAL body area (without priority symptoms) (Jumper) • Falls - NON-RECENT (?6hrs) injuries except DISTAL body area (without priority symptoms) (On ground < 1 hour) • Falls - NON-RECENT (?6hrs) injuries except DISTAL body area (without priority symptoms) (Public place) • Falls - NON-RECENT (?6hrs) injuries to DISTAL body area (without priority symptoms) (Access concern) • Falls - NON-RECENT (?6hrs) injuries to DISTAL body area (without priority symptoms) (Environment problem) • Falls - NON-RECENT (?6hrs) injuries to DISTAL body area (without priority symptoms) (On ground < 1 hour) • Falls - NON-RECENT (?6hrs) injuries to DISTAL body area (without priority symptoms) (Public place) • Falls - NON-RECENT (?6hrs) injuries to DISTAL body area (without priority symptoms) • Falls - NON-RECENT (?6hrs) injuries except DISTAL body area (without priority symptoms) (On ground > 2 hours) • Falls - NON-RECENT (?6hrs) injuries except DISTAL body area (without priority symptoms) (On ground 1-2 hours)





Table 2 – Descriptors for injurious falls

Possible Level 2 fall
<ul style="list-style-type: none"> • Falls - NOT DANGEROUS DISTAL body area • Falls - NOT DANGEROUS DISTAL body area (On floor/ground < 1 hour) • Falls - NOT DANGEROUS DISTAL body area (On ground > 2 hours) • Falls - NOT DANGEROUS DISTAL body area (On ground 1-2 hours) • Falls - Override • Falls - Override (On ground < 1 hour) • Falls - POSSIBLY DANGEROUS body area • Falls - POSSIBLY DANGEROUS body area (On ground < 1 hour) • Falls - POSSIBLY DANGEROUS body area (On ground > 2 hours) • Falls - POSSIBLY DANGEROUS body area (On ground 1-2 hours)

Table 3 – Descriptors for Level 3 falls

Level 3 fall
<ul style="list-style-type: none"> • Falls - Arrest • Falls - Arrest (Access concern) • Falls - Arrest (Environment problem) • Falls - Arrest (Jumper) • Falls - Arrest (Public place) • Falls - Chest/Neck/Head Injury (with difficulty breathing) (On ground > 2 hours) • Falls - Chest/Neck/Head Injury (with difficulty breathing) • Falls - Chest/Neck/Head Injury (with difficulty breathing) (Access concern) • Falls - Chest/Neck/Head Injury (with difficulty breathing) (Environment problem) • Falls - Chest/Neck/Head Injury (with difficulty breathing) (On ground < 1 hour) • Falls - Chest/Neck/Head Injury (with difficulty breathing) (On ground 1-2 hours) • Falls - Chest/Neck/Head Injury (with difficulty breathing) (Public place) • Falls - EXTREME FALL (?30ft/10m) • Falls - EXTREME FALL (?30ft/10m) (Access concern) • Falls - EXTREME FALL (?30ft/10m) (Environment problem) • Falls - EXTREME FALL (?30ft/10m) (Jumper) • Falls - EXTREME FALL (?30ft/10m) (Public place) • Falls - Fall down (not on) stairs





Level 3 fall

- Falls - Fall down (not on) stairs (Environment problem)
- Falls - Fall down (not on) stairs (On ground < 1 hour)
- Falls - Fall down (not on) stairs (On ground > 2 hours)
- Falls - Fall down (not on) stairs (On ground 1-2 hours)
- Falls - Fall down (not on) stairs (Public place)
- Falls - Fall down (not on) stairs (Access concern)
- Falls - LONG FALL
- Falls - LONG FALL (Access concern)
- Falls - LONG FALL (Environment problem)
- Falls - LONG FALL (Jumper)
- Falls - LONG FALL (Public place)
- Falls - Marked (*) NOT DANGEROUS PROXIMAL or DISTAL body area with deformity
- Falls - Marked (*) NOT DANGEROUS PROXIMAL or DISTAL body area with deformity (Access concern)
- Falls - Marked (*) NOT DANGEROUS PROXIMAL or DISTAL body area with deformity (Environment problem)
- Falls - Marked (*) NOT DANGEROUS PROXIMAL or DISTAL body area with deformity (On ground < 1 hour)
- Falls - Marked (*) NOT DANGEROUS PROXIMAL or DISTAL body area with deformity (On ground > 2 hours)
- Falls - Marked (*) NOT DANGEROUS PROXIMAL or DISTAL body area with deformity (On ground 1-2 hours)
- Falls - Marked (*) NOT DANGEROUS PROXIMAL or DISTAL body area with deformity (Public place)
- Falls - NON-RECENT (?6hrs) injuries except DISTAL body area (without priority symptoms) (Access concern)
- Falls - NON-RECENT (?6hrs) injuries except DISTAL body area (without priority symptoms) (Public place)
- Falls - NON-RECENT (?6hrs) injuries to DISTAL body area (without priority symptoms) (Public place)
- Falls - Not alert
- Falls - Not alert (On ground > 2 hours)
- Falls - Not alert (Access concern)
- Falls - Not alert (Environment problem)





Level 3 fall

- Falls - Not alert (Jumper)
- Falls - Not alert (On ground < 1 hour)
- Falls - Not alert (On ground 1-2 hours)
- Falls - Not alert (Public place)
- Falls - NOT DANGEROUS DISTAL body area (Access problem)
- Falls - NOT DANGEROUS DISTAL body area (Environmental problem)
- Falls - NOT DANGEROUS DISTAL body area (Public place)
- Falls - NOT DANGEROUS PROXIMAL body area (Access concern)
- Falls - NOT DANGEROUS PROXIMAL body area (Public place)
- Falls - Override (Public place)
- Falls - POSSIBLY DANGEROUS body area (Access concern)
- Falls - POSSIBLY DANGEROUS body area (Environment problem)
- Falls - POSSIBLY DANGEROUS body area (Public place)
- Falls - PUBLIC ASSISTANCE (no injuries and no priority symptoms) (Public place)
- Falls - SERIOUS haemorrhage
- Falls - SERIOUS haemorrhage (Access concern)
- Falls - SERIOUS haemorrhage (Environment problem)
- Falls - SERIOUS haemorrhage (On ground < 1 hour)
- Falls - SERIOUS haemorrhage (On ground > 2 hours)
- Falls - SERIOUS haemorrhage (On ground 1-2 hours)
- Falls - SERIOUS haemorrhage (Public place)
- Falls - Unconscious
- Falls - Unconscious (Access concern)
- Falls - Unconscious (Environment problem)
- Falls - Unconscious (Public place)
- Falls - Unknown status/Other codes not applicable (Access concern)
- Falls - Unknown status/Other codes not applicable (Public place)





Appendix B – Falls Data

The categorisation of the falls 'level' in the data set is based upon Advanced Medical Priority Dispatch System (AMPDS). It must be noted that the data has been interrogated based upon primary descriptors at point of 999 call, not incidents which have had a full clinical triage or a face-to-face assessment.

To segregate the three 'levels' of a fall, the data was broken down by descriptors based upon the initial EMD triage (Appendix A).

This Appendix provides falls data for each ICS area over a 12-week period. Each ICS's information is broken down into four subsections:

- I. Number of Level 1 falls by hour of day and day of week.
- II. Number of Level 2 falls by hour of day and day of week.
- III. Number of incidents that may possibly be categorised as a Level 2 fall, by time of day and day of week.
- IV. Number of Level 1, Level 2, and Level 2 or 3 falls within each postcode sector.





Appendix C – Bristol, North Somerset, and South Gloucestershire

I. Level 1 falls

		Week Commencing											
		04/09/2023	11/09/2023	18/09/2023	25/09/2023	02/10/2023	09/10/2023	16/10/2023	23/10/2023	30/10/2023	06/11/2023	13/11/2023	20/11/2023
Monday	00 to 03	0	0	1	0	0	0	0	0	0	0	1	0
	03 to 06	0	0	1	1	0	0	1	0	0	1	0	2
	06 to 09	0	0	0	1	1	0	0	0	0	1	1	0
	09 to 12	1	0	0	0	0	0	1	0	1	0	0	1
	12 to 15	0	1	1	0	1	2	0	0	0	0	0	0
	15 to 18	0	0	0	0	0	1	0	2	1	0	0	0
	18 to 21	2	0	0	0	1	0	0	0	0	0	0	0
	21 to 00	0	0	0	0	0	0	0	0	0	0	0	0
Tuesday	00 to 03	0	0	0	0	0	0	0	1	0	0	0	2
	03 to 06	0	0	0	0	0	0	0	0	0	0	1	1
	06 to 09	1	2	0	1	1	0	0	1	1	1	0	1
	09 to 12	1	1	0	1	0	0	0	0	0	0	1	3
	12 to 15	0	0	0	1	0	0	0	0	1	3	1	0
	15 to 18	0	0	0	0	0	0	0	0	2	0	0	0
	18 to 21	0	2	0	0	1	0	0	0	0	0	0	1
	21 to 00	0	1	0	0	0	0	1	0	0	0	0	0
Wednesday	00 to 03	0	0	0	0	0	0	1	1	0	0	0	0
	03 to 06	0	0	0	0	0	1	2	0	1	0	0	0
	06 to 09	0	0	0	0	0	2	0	1	0	0	0	1
	09 to 12	0	0	1	1	0	0	1	1	0	0	0	0
	12 to 15	1	0	0	2	0	1	0	1	0	1	0	0
	15 to 18	1	0	1	0	0	0	0	1	0	0	0	1
	18 to 21	0	0	2	1	1	0	0	0	0	3	1	2
	21 to 00	0	0	0	0	1	0	0	0	0	0	1	0
Thursday	00 to 03	1	0	0	1	0	0	0	0	0	0	2	0
	03 to 06	1	0	2	0	0	0	0	1	0	0	0	0
	06 to 09	0	1	1	0	1	0	1	1	1	0	1	0
	09 to 12	2	1	0	0	1	0	1	0	0	1	0	0
	12 to 15	1	1	2	0	0	0	1	0	0	0	1	0
	15 to 18	0	0	0	0	0	0	1	1	0	0	0	0
	18 to 21	0	0	0	1	0	0	3	0	0	0	0	1
	21 to 00	1	1	0	2	0	0	1	2	0	0	0	0
Friday	00 to 03	0	1	0	1	1	1	0	0	1	0	1	0
	03 to 06	0	1	0	1	1	1	1	0	1	0	1	1
	06 to 09	2	0	0	0	0	0	0	2	0	0	0	0
	09 to 12	0	1	0	0	0	0	1	2	0	1	0	1
	12 to 15	1	0	0	1	1	0	0	3	0	1	0	0
	15 to 18	0	1	0	1	0	0	2	0	0	1	0	1
	18 to 21	0	2	0	0	0	0	1	0	0	0	0	1
	21 to 00	0	0	1	1	0	0	0	0	0	0	0	1
Saturday	00 to 03	0	0	1	0	1	0	2	0	1	0	1	0
	03 to 06	1	1	0	2	1	0	1	0	0	1	0	0
	06 to 09	1	2	1	0	0	1	0	0	0	1	0	0
	09 to 12	0	0	0	0	0	0	0	0	1	0	0	0
	12 to 15	0	1	0	0	0	1	0	0	0	0	0	1
	15 to 18	0	0	0	0	0	0	2	0	0	0	1	0
	18 to 21	0	0	0	0	1	1	1	0	0	0	0	0
	21 to 00	0	1	1	0	1	0	1	2	1	0	1	0
Sunday	00 to 03	0	0	0	0	1	1	0	1	1	0	0	0
	03 to 06	0	0	0	0	0	0	0	0	1	0	0	1
	06 to 09	0	0	0	2	1	2	0	0	1	0	0	0
	09 to 12	0	0	0	2	0	1	1	0	1	1	0	0
	12 to 15	0	0	0	0	1	0	0	1	1	1	0	0
	15 to 18	0	0	0	0	0	0	0	0	0	0	0	0
	18 to 21	0	1	1	1	1	0	1	0	0	0	1	1
	21 to 00	1	0	0	0	1	0	0	0	1	0	0	1
Total	19	23	17	25	21	16	29	25	19	18	17	25	





II. Level 2 falls (Bristol, North Somerset, and South Gloucestershire)

		Week Commencing											
		04/09/2023	11/09/2023	18/09/2023	25/09/2023	02/10/2023	09/10/2023	16/10/2023	23/10/2023	30/10/2023	06/11/2023	13/11/2023	20/11/2023
Monday	00 to 03	0	2	0	0	0	0	0	0	0	1	0	0
	03 to 06	0	0	0	0	0	0	0	0	0	0	0	0
	06 to 09	1	1	0	0	0	0	0	0	0	0	0	1
	09 to 12	1	1	1	2	0	0	0	0	2	1	1	1
	12 to 15	1	1	0	1	0	1	0	0	0	0	0	0
	15 to 18	0	0	0	0	0	0	0	0	0	0	0	0
	18 to 21	0	0	0	0	0	0	0	0	0	0	0	0
	21 to 00	0	0	0	0	0	0	0	0	1	0	0	0
Tuesday	00 to 03	0	0	0	0	0	0	0	0	1	0	0	
	03 to 06	0	0	0	0	0	0	0	0	0	0	0	
	06 to 09	1	0	0	2	0	1	1	0	0	1	0	0
	09 to 12	3	0	0	2	0	1	2	0	0	1	0	0
	12 to 15	1	0	0	0	0	1	2	0	1	0	0	2
	15 to 18	0	0	0	0	0	1	1	1	0	0	0	1
	18 to 21	0	0	0	0	0	1	0	0	0	1	0	1
	21 to 00	0	0	0	0	1	0	0	0	0	0	0	0
Wednesday	00 to 03	0	0	0	0	0	0	0	0	0	0	0	0
	03 to 06	0	0	0	0	0	0	0	0	0	0	0	0
	06 to 09	1	0	0	0	0	0	1	0	0	0	1	0
	09 to 12	1	0	1	0	0	2	2	0	1	0	1	0
	12 to 15	0	0	0	0	0	1	1	0	2	0	0	0
	15 to 18	0	0	1	0	0	0	0	0	0	0	0	0
	18 to 21	0	0	0	0	0	0	0	0	0	0	0	0
	21 to 00	0	0	0	0	0	0	0	0	0	0	0	0
Thursday	00 to 03	1	1	0	0	0	0	0	0	1	0	0	0
	03 to 06	0	0	0	0	0	0	0	0	0	0	0	1
	06 to 09	1	0	0	0	0	0	2	0	1	1	0	1
	09 to 12	1	0	1	1	2	2	3	1	2	0	0	0
	12 to 15	0	0	0	0	0	0	0	1	0	1	0	0
	15 to 18	0	0	0	0	0	0	1	0	0	0	0	0
	18 to 21	0	0	0	0	1	0	0	0	1	0	2	0
	21 to 00	0	0	0	0	0	0	0	0	0	0	0	0
Friday	00 to 03	0	0	0	0	0	0	0	0	0	0	0	0
	03 to 06	0	0	0	0	0	0	0	0	0	0	0	0
	06 to 09	0	0	0	0	1	1	0	2	0	2	0	0
	09 to 12	0	0	1	1	1	0	1	0	0	1	1	2
	12 to 15	1	0	0	1	0	1	0	0	0	0	1	1
	15 to 18	1	0	0	0	0	1	0	0	0	1	0	0
	18 to 21	0	0	0	0	0	0	0	0	0	0	0	0
	21 to 00	0	0	0	1	0	0	0	0	0	0	0	0
Saturday	00 to 03	0	0	0	0	0	1	0	0	1	0	0	0
	03 to 06	0	0	0	0	0	0	0	0	0	0	0	0
	06 to 09	0	1	0	0	0	0	1	1	0	1	0	0
	09 to 12	0	0	0	0	0	0	0	2	0	1	0	0
	12 to 15	0	0	0	1	0	0	0	0	0	0	0	0
	15 to 18	0	0	1	0	0	0	0	0	0	0	0	0
	18 to 21	0	0	0	0	1	0	0	0	0	2	0	0
	21 to 00	0	0	0	0	0	1	0	0	0	1	0	0
Sunday	00 to 03	0	0	0	0	0	0	0	0	0	1	0	0
	03 to 06	0	0	0	0	0	0	0	0	0	0	0	0
	06 to 09	0	0	0	0	0	1	0	1	0	1	0	1
	09 to 12	0	0	1	2	1	1	0	0	0	0	0	0
	12 to 15	0	0	0	1	0	2	2	0	0	0	0	0
	15 to 18	1	0	0	0	0	0	0	0	0	0	0	0
	18 to 21	0	0	0	0	0	0	0	0	0	0	0	0
	21 to 00	0	0	0	0	1	0	0	0	0	0	0	1
Total	16	7	7	15	9	20	20	9	12	20	7	13	





III. Level 2 or Level 3 falls (Bristol, North Somerset, and South Gloucestershire)

		Week Commencing										
		04/09/2023	11/09/2023	18/09/2023	25/09/2023	02/10/2023	09/10/2023	16/10/2023	23/10/2023	30/10/2023	06/11/2023	13/11/2023
Monday	00 to 03	0	0	1	3	0	4	1	1	1	0	1
	03 to 06	0	3	1	0	1	0	0	0	0	2	1
	06 to 09	2	2	1	4	3	0	0	1	1	2	3
	09 to 12	0	1	3	4	3	4	1	3	1	1	4
	12 to 15	1	1	0	1	1	1	0	0	3	1	2
	15 to 18	0	2	1	2	1	2	1	1	3	4	1
	18 to 21	3	0	3	0	2	2	2	0	3	2	1
	21 to 00	1	3	0	1	1	1	1	1	1	0	2
Tuesday	00 to 03	0	0	3	0	2	3	0	2	0	0	1
	03 to 06	1	1	1	2	1	1	2	1	0	2	3
	06 to 09	0	3	2	1	0	1	3	2	1	2	0
	09 to 12	2	0	2	1	1	3	0	0	1	4	2
	12 to 15	2	1	1	2	1	3	2	1	1	3	1
	15 to 18	2	1	1	0	2	1	2	1	2	0	3
	18 to 21	3	3	2	3	2	0	0	3	0	0	1
	21 to 00	1	0	3	1	2	1	1	0	1	0	1
Wednesday	00 to 03	0	0	1	2	1	0	2	0	1	0	1
	03 to 06	1	1	1	1	1	1	0	0	1	1	0
	06 to 09	4	1	5	1	3	4	1	2	4	4	1
	09 to 12	4	0	2	5	4	1	3	3	0	5	1
	12 to 15	1	3	2	1	2	0	0	1	1	1	2
	15 to 18	1	2	5	5	1	4	3	1	2	1	0
	18 to 21	3	2	4	1	0	0	1	1	0	1	1
	21 to 00	3	0	1	0	0	1	0	2	1	3	1
Thursday	00 to 03	1	1	0	0	0	1	2	3	1	1	0
	03 to 06	1	1	0	1	3	0	1	1	1	1	0
	06 to 09	3	2	1	2	0	1	1	1	0	2	5
	09 to 12	7	5	3	1	1	0	0	2	2	2	0
	12 to 15	3	1	1	1	0	0	1	0	2	4	3
	15 to 18	1	2	0	3	3	0	1	2	1	2	2
	18 to 21	2	1	1	3	2	1	1	0	3	1	3
	21 to 00	2	1	1	0	0	1	2	1	2	1	0
Friday	00 to 03	0	0	1	1	0	2	2	1	1	0	0
	03 to 06	1	1	1	0	1	0	0	0	1	0	3
	06 to 09	2	0	3	5	2	1	0	1	0	2	2
	09 to 12	1	1	2	2	1	2	0	2	2	3	0
	12 to 15	2	1	3	3	2	3	0	3	3	2	1
	15 to 18	0	1	4	3	0	3	1	2	1	1	2
	18 to 21	2	2	0	1	1	2	2	1	0	1	1
	21 to 00	1	0	1	0	1	1	1	0	0	1	0
Saturday	00 to 03	2	3	1	3	1	1	1	2	1	0	3
	03 to 06	1	1	0	0	1	0	1	3	1	0	0
	06 to 09	2	0	2	2	0	0	4	2	2	0	3
	09 to 12	3	1	0	2	1	1	1	2	1	1	0
	12 to 15	0	1	0	2	3	3	3	2	1	0	1
	15 to 18	5	0	1	0	1	3	3	4	2	1	3
	18 to 21	4	0	4	1	2	0	1	1	1	1	2
	21 to 00	1	0	0	0	1	3	1	0	1	0	0
Sunday	00 to 03	0	4	2	1	4	2	1	0	0	0	0
	03 to 06	3	1	2	1	1	0	1	1	1	1	0
	06 to 09	4	2	2	4	0	2	1	2	1	1	3
	09 to 12	1	6	3	5	2	2	2	4	2	4	4
	12 to 15	4	2	3	3	4	1	1	0	2	1	1
	15 to 18	1	2	1	2	1	2	1	1	2	1	0
	18 to 21	2	1	0	1	0	0	0	2	3	2	4
	21 to 00	1	1	2	0	0	3	1	0	2	0	0
Total	98	75	91	94	74	79	64	73	72	75	77	78





IV. Falls by postcode (Bristol, North Somerset, and South Gloucestershire)

Postcode	Level 1	Level 2	Level 2 or 3	Total
BS16	22	17	79	118
BS23	14	9	64	87
BS15	14	13	56	83
BS37	17	7	40	64
BS5	15	11	36	62
BS22	8	7	46	61
BS48	16	3	42	61
BS9	11	10	34	55
BS34	7	7	39	53
BS20	13	9	30	52
BS10	6	7	38	51
BS21	7	3	40	50
BS14	6	4	36	46
BS24	10	5	29	44
BS35	15	1	27	43
BS7	4	5	33	42
BS13	7	3	30	40
BS30	3	5	32	40
BS4	7	1	30	38
BS3	7	3	22	32
BS36	4	1	27	32
BS49	8	2	19	29
BS6	5	4	19	28
BS8	9	3	16	28
BS11	6	1	20	27
BS25	4	1	19	24
BS32	3	4	9	16
BS2	2	2	9	13
BS1	2	3	7	12
BS41	0	2	8	10
BS40	1	1	5	7
BS29	0	1	5	6
GL12	1	0	3	4
GL9	0	0	1	1
Total	254	155	950	1,359





Appendix D – Bath, North East Somerset, Swindon & Wiltshire

I. Level 1 Falls

		Week Commencing											
		04/09/2023	11/09/2023	18/09/2023	25/09/2023	02/10/2023	09/10/2023	16/10/2023	23/10/2023	30/10/2023	06/11/2023	13/11/2023	20/11/2023
Monday	00 to 03	1	0	0	0	2	0	0	0	1	0	0	0
	03 to 06	0	0	0	0	0	1	1	0	0	1	0	0
	06 to 09	0	1	1	0	1	2	0	0	0	1	1	0
	09 to 12	1	1	0	0	1	0	1	0	3	1	2	0
	12 to 15	0	0	0	0	1	0	1	0	2	0	2	2
	15 to 18	0	1	1	0	0	0	0	0	0	0	1	1
	18 to 21	1	0	0	0	1	0	1	1	0	1	0	1
	21 to 00	2	0	0	0	0	0	1	0	1	0	0	0
Tuesday	00 to 03	0	0	0	0	2	0	2	0	0	2	0	1
	03 to 06	2	0	0	0	0	1	1	0	2	0	1	0
	06 to 09	0	0	0	0	0	2	0	1	2	1	0	0
	09 to 12	1	0	0	0	1	0	0	0	1	0	1	0
	12 to 15	0	1	0	3	0	0	0	0	1	2	2	0
	15 to 18	3	1	0	0	1	0	0	1	0	0	0	0
	18 to 21	3	0	0	2	0	0	1	0	1	3	0	2
	21 to 00	0	0	1	0	0	0	0	0	1	1	0	0
Wednesday	00 to 03	0	0	0	1	1	0	0	0	0	0	2	2
	03 to 06	0	4	0	0	1	0	0	1	0	0	1	1
	06 to 09	2	0	0	0	1	1	0	0	1	1	0	0
	09 to 12	1	0	0	0	0	0	2	0	1	0	1	0
	12 to 15	0	0	0	0	0	0	0	1	3	1	1	3
	15 to 18	1	0	2	0	1	0	0	0	1	0	1	1
	18 to 21	0	0	2	0	0	2	2	0	0	1	1	0
	21 to 00	1	0	0	0	1	1	1	0	0	0	2	0
Thursday	00 to 03	0	1	0	0	1	0	1	1	0	1	0	0
	03 to 06	1	0	0	1	0	0	0	0	1	0	0	0
	06 to 09	1	1	2	1	1	1	0	0	0	0	0	0
	09 to 12	1	1	0	1	0	0	1	1	1	0	0	1
	12 to 15	0	0	0	0	0	1	0	1	0	0	0	2
	15 to 18	0	0	0	0	0	2	0	0	0	0	2	1
	18 to 21	1	0	1	1	0	1	1	0	0	0	0	0
	21 to 00	1	0	0	1	1	0	2	0	0	0	0	0
Friday	00 to 03	2	1	0	0	0	0	1	0	1	2	2	0
	03 to 06	0	0	1	0	1	1	0	2	0	0	0	0
	06 to 09	0	2	0	0	0	3	0	0	0	0	0	2
	09 to 12	1	0	0	1	1	2	0	2	0	0	1	1
	12 to 15	0	0	1	1	0	1	2	1	1	1	0	1
	15 to 18	1	0	0	0	1	0	1	0	0	0	0	0
	18 to 21	1	1	0	1	1	0	0	0	2	0	0	1
	21 to 00	0	0	3	1	3	1	0	1	0	1	1	0
Saturday	00 to 03	0	0	0	0	1	0	0	0	0	0	0	0
	03 to 06	0	0	0	0	1	1	0	1	0	1	1	2
	06 to 09	0	1	1	0	0	1	0	0	0	2	2	0
	09 to 12	1	1	1	0	0	1	1	0	2	0	1	0
	12 to 15	0	0	0	0	2	0	0	1	0	0	1	0
	15 to 18	0	2	2	0	0	0	0	1	0	0	0	0
	18 to 21	0	0	1	0	0	1	0	0	0	0	2	5
	21 to 00	2	0	1	0	0	0	0	0	0	0	1	0
Sunday	00 to 03	0	1	0	1	1	1	2	0	0	0	2	0
	03 to 06	0	3	1	2	1	0	0	0	0	0	0	0
	06 to 09	1	0	0	0	0	0	0	1	2	0	0	1
	09 to 12	2	0	0	2	2	1	0	0	0	2	3	0
	12 to 15	0	0	1	1	0	1	0	0	0	0	0	1
	15 to 18	1	1	0	0	0	2	0	0	2	0	0	0
	18 to 21	0	0	0	1	0	0	1	0	1	0	0	0
	21 to 00	0	1	0	1	0	0	1	0	0	2	1	0
Total	36	26	23	23	33	32	28	18	34	28	39	32	





II. Level 2 falls (Bath, North East Somerset, Swindon & Wiltshire)

		Week Commencing											
		04/09/2023	11/09/2023	18/09/2023	25/09/2023	02/10/2023	09/10/2023	16/10/2023	23/10/2023	30/10/2023	06/11/2023	13/11/2023	20/11/2023
Monday	00 to 03	0	0	0	0	0	0	0	0	0	0	0	0
	03 to 06	0	0	0	0	1	0	0	0	1	0	0	0
	06 to 09	0	1	0	1	1	1	1	1	1	1	3	0
	09 to 12	1	0	0	0	0	0	1	2	1	0	0	1
	12 to 15	0	0	0	0	0	0	0	0	0	0	0	1
	15 to 18	0	0	0	0	0	0	0	0	0	0	1	0
	18 to 21	2	1	0	0	0	0	0	0	0	0	0	0
	21 to 00	0	0	0	0	0	0	1	0	0	0	0	0
Tuesday	00 to 03	0	0	0	0	0	0	0	0	0	0	0	0
	03 to 06	0	0	0	0	0	0	0	0	0	0	0	0
	06 to 09	1	1	0	0	1	0	0	0	0	1	0	1
	09 to 12	0	0	1	0	1	2	0	0	0	2	0	0
	12 to 15	1	1	1	0	0	0	0	0	1	0	0	0
	15 to 18	0	0	0	0	1	1	2	0	0	0	0	0
	18 to 21	1	0	0	0	0	0	0	0	0	0	1	0
	21 to 00	0	0	0	0	0	0	0	0	0	0	0	0
Wednesday	00 to 03	0	1	0	0	0	0	0	0	0	0	0	0
	03 to 06	0	0	0	0	0	0	0	0	0	0	0	0
	06 to 09	0	0	0	0	0	1	0	0	0	0	1	0
	09 to 12	0	1	2	0	0	1	1	0	0	0	0	2
	12 to 15	0	0	1	0	1	0	0	0	1	0	0	0
	15 to 18	0	0	0	0	0	0	0	0	1	1	0	1
	18 to 21	0	0	0	0	0	0	0	0	0	0	0	0
	21 to 00	0	0	0	0	0	0	0	0	0	0	0	0
Thursday	00 to 03	0	0	0	0	0	0	0	0	0	0	0	0
	03 to 06	0	0	0	0	0	0	0	0	0	0	0	0
	06 to 09	1	1	0	0	0	1	1	0	0	0	0	0
	09 to 12	0	1	0	0	0	1	0	3	1	0	0	0
	12 to 15	0	0	0	0	0	0	0	0	0	1	0	2
	15 to 18	0	1	0	0	0	0	0	0	0	0	0	0
	18 to 21	0	0	0	0	1	0	0	0	0	0	0	0
	21 to 00	0	0	0	0	0	1	0	0	0	0	0	1
Friday	00 to 03	0	0	0	0	0	1	0	0	0	0	0	0
	03 to 06	0	0	1	0	0	0	0	0	0	0	0	0
	06 to 09	1	0	1	0	0	2	0	0	0	0	0	1
	09 to 12	0	0	0	0	1	2	0	0	0	2	0	2
	12 to 15	0	0	0	0	1	0	2	0	0	0	0	1
	15 to 18	0	1	0	2	1	1	0	0	0	1	0	0
	18 to 21	0	0	0	0	0	0	0	0	0	0	1	0
	21 to 00	0	1	0	0	0	0	0	0	0	0	0	0
Saturday	00 to 03	0	0	0	0	0	0	0	0	0	0	0	0
	03 to 06	0	0	0	0	0	0	0	0	0	1	0	0
	06 to 09	0	0	0	1	0	0	0	0	2	0	1	1
	09 to 12	1	0	1	0	1	1	0	0	1	0	2	1
	12 to 15	0	0	0	0	0	0	0	0	2	0	0	1
	15 to 18	0	0	1	0	0	0	0	0	1	0	0	0
	18 to 21	0	0	2	0	0	0	0	0	0	0	0	0
	21 to 00	0	0	0	0	0	0	0	0	0	0	1	0
Sunday	00 to 03	0	0	0	0	0	0	1	0	0	0	0	0
	03 to 06	0	0	0	0	0	0	0	0	0	0	0	0
	06 to 09	0	0	1	0	1	0	2	0	0	0	0	0
	09 to 12	0	0	1	0	1	0	1	0	0	1	0	0
	12 to 15	0	0	0	0	0	0	0	1	1	0	0	0
	15 to 18	0	0	1	0	0	1	0	0	0	0	0	1
	18 to 21	0	0	0	0	0	0	0	0	0	0	0	1
	21 to 00	0	0	0	0	0	0	0	0	0	0	0	0
Total	9	11	14	4	13	17	13	7	14	11	11	18	





III. Level 2 or Level 3 falls (Bath, North East Somerset, Swindon & Wiltshire)

		Week Commencing											
		04/09/2023	11/09/2023	18/09/2023	25/09/2023	02/10/2023	09/10/2023	16/10/2023	23/10/2023	30/10/2023	06/11/2023	13/11/2023	20/11/2023
Monday	00 to 03	1	0	1	2	0	1	0	0	1	1	1	0
	03 to 06	2	2	0	0	0	2	1	1	1	0	1	2
	06 to 09	1	1	3	1	2	1	2	3	4	3	2	4
	09 to 12	4	1	3	4	4	3	3	0	2	2	4	2
	12 to 15	1	3	0	3	3	2	0	1	0	3	2	3
	15 to 18	2	3	1	3	1	2	4	1	0	2	2	2
	18 to 21	3	1	4	1	1	1	0	1	1	0	2	2
	21 to 00	2	0	4	0	1	1	0	0	1	2	1	1
Tuesday	00 to 03	0	0	4	0	1	1	2	1	2	0	2	0
	03 to 06	0	2	2	2	1	0	0	0	2	1	1	1
	06 to 09	1	4	2	1	1	1	1	2	0	1	2	1
	09 to 12	2	3	7	1	1	1	0	4	2	2	3	0
	12 to 15	3	1	3	5	1	1	7	4	4	3	1	4
	15 to 18	0	1	2	6	3	1	1	2	1	1	2	0
	18 to 21	0	0	2	3	0	1	5	0	3	1	1	0
	21 to 00	0	0	2	1	3	2	0	4	2	1	2	2
Wednesday	00 to 03	0	1	2	0	2	1	0	0	0	0	2	2
	03 to 06	2	2	0	0	1	2	0	1	1	2	1	0
	06 to 09	1	1	2	4	2	7	4	2	2	1	1	1
	09 to 12	1	0	1	1	0	4	3	3	2	3	4	3
	12 to 15	2	0	4	1	2	1	0	0	0	1	5	6
	15 to 18	1	2	2	6	2	2	2	0	1	2	1	1
	18 to 21	3	1	2	1	2	0	0	1	3	2	1	0
	21 to 00	0	0	0	1	0	1	0	1	0	0	4	2
Thursday	00 to 03	2	0	0	2	3	2	1	0	0	0	0	1
	03 to 06	1	1	1	2	1	0	0	0	1	2	0	1
	06 to 09	2	3	3	0	2	2	2	2	2	0	2	1
	09 to 12	6	3	1	4	5	5	2	2	1	4	1	1
	12 to 15	2	2	0	2	1	2	0	2	1	0	0	3
	15 to 18	3	0	0	2	1	1	0	4	1	1	2	0
	18 to 21	4	3	2	4	2	0	1	0	2	1	1	0
	21 to 00	5	0	4	2	0	0	2	1	3	0	1	1
Friday	00 to 03	1	0	1	1	1	1	0	0	2	0	0	0
	03 to 06	4	0	0	0	2	2	0	2	1	1	1	0
	06 to 09	1	2	3	3	3	1	0	0	0	1	1	6
	09 to 12	4	1	6	2	3	3	5	2	4	0	1	4
	12 to 15	0	1	2	6	1	3	3	1	2	1	4	0
	15 to 18	2	2	0	0	3	4	6	0	2	2	0	2
	18 to 21	2	1	2	1	3	2	3	3	2	5	1	4
	21 to 00	0	2	3	2	1	3	0	1	0	2	0	3
Saturday	00 to 03	0	0	3	1	1	1	1	0	1	1	1	1
	03 to 06	2	2	0	1	2	0	1	0	0	2	2	1
	06 to 09	3	2	4	1	3	2	3	2	5	3	1	2
	09 to 12	0	2	3	2	2	2	1	0	0	5	1	1
	12 to 15	1	0	7	1	3	4	1	2	4	3	2	2
	15 to 18	2	3	0	2	1	1	2	2	5	1	2	2
	18 to 21	2	1	2	1	2	4	0	1	3	1	3	2
	21 to 00	2	3	1	1	0	1	3	3	2	2	0	2
Sunday	00 to 03	1	0	0	2	1	2	2	2	1	0	4	1
	03 to 06	2	2	0	2	0	1	0	1	1	0	0	2
	06 to 09	2	4	5	3	2	2	3	1	2	3	0	1
	09 to 12	0	2	2	1	3	3	3	3	3	2	2	2
	12 to 15	3	3	3	5	2	0	0	1	3	7	6	3
	15 to 18	0	3	0	1	1	5	0	2	3	1	1	0
	18 to 21	5	2	0	4	3	3	1	0	2	1	3	2
	21 to 00	2	0	0	1	0	0	2	0	2	2	0	4
Total	98	79	111	109	92	101	83	73	95	88	91	94	





IV. Falls by postcode (Bath, North East Somerset, Swindon & Wiltshire)

Postcode	Level 1	Level 2	Level 2 or 3	Total Falls
BA2	45	6	73	124
SN3	22	6	90	118
BA14	31	6	71	108
SN15	23	6	60	89
SN4	17	5	60	82
SP4	29	9	43	81
SP2	21	9	49	79
SN10	20	10	47	77
BA12	17	4	47	68
BA1	16	5	42	63
SN8	18	9	36	63
SP1	15	3	44	62
SN6	21	5	29	55
SN12	14	4	34	52
SN25	10	5	35	50
BA3	21	4	22	47
SN14	16	7	24	47
SN2	16	5	23	44
BS31	4	1	37	42
SP5	16	4	21	41
BA13	13	3	24	40
SN11	19	5	16	40
BA15	6	2	30	38
SN5	11	5	19	35
SN13	3	1	29	33
BS39	6	4	21	31
SN16	10	4	16	30
SN1	6	1	21	28
SP3	7	1	20	28
SN9	6	2	7	15
BS40	3	1	5	9
BS14	2	0	4	6
SN26	1	0	4	5
SP7	0	0	5	5
SP9	1	0	3	4
RG17	2	0	1	3
SP11	1	0	2	3
GL7	0	0	0	0
GL8	0	0	0	0
SN38	0	0	0	0
SN7	0	0	0	0
SN99	0	0	0	0
Total	352	142	1,114	1,608





Appendix E – Devon

I. Level 1 falls

		Week Commencing											
		04/09/2023	11/09/2023	18/09/2023	25/09/2023	02/10/2023	09/10/2023	16/10/2023	23/10/2023	30/10/2023	06/11/2023	13/11/2023	20/11/2023
Monday	00 to 03	1	1	1	2	3	0	0	1	0	0	0	0
	03 to 06	0	1	0	0	0	0	1	0	1	0	0	2
	06 to 09	0	2	0	0	0	0	1	0	2	2	0	2
	09 to 12	0	2	0	3	1	1	2	1	0	0	1	1
	12 to 15	0	0	1	0	1	0	1	0	0	1	1	0
	15 to 18	0	0	2	2	0	1	1	0	1	1	0	1
	18 to 21	0	0	0	1	1	0	0	0	0	0	0	0
	21 to 00	1	0	1	1	1	0	0	1	1	0	1	0
Tuesday	00 to 03	0	1	0	0	0	1	0	0	1	1	1	0
	03 to 06	0	0	1	0	1	0	1	2	1	1	0	2
	06 to 09	0	1	0	0	0	1	0	0	1	1	2	0
	09 to 12	0	3	1	0	1	0	1	0	1	0	2	0
	12 to 15	2	0	0	1	1	2	1	0	1	0	0	2
	15 to 18	0	0	1	1	0	1	1	0	0	0	1	0
	18 to 21	0	0	1	1	0	1	1	2	1	0	1	0
	21 to 00	0	0	0	2	1	1	0	0	3	0	3	1
Wednesday	00 to 03	0	0	0	0	0	1	1	0	0	0	1	1
	03 to 06	2	0	0	1	1	0	1	1	1	0	0	0
	06 to 09	1	1	1	1	2	0	0	3	0	0	1	0
	09 to 12	2	3	1	1	1	1	1	0	0	1	1	0
	12 to 15	1	0	0	0	0	1	0	0	0	0	1	0
	15 to 18	1	2	1	1	0	0	0	0	2	0	0	0
	18 to 21	0	0	2	2	1	1	0	1	0	0	3	0
	21 to 00	0	0	0	0	1	0	1	1	0	0	2	3
Thursday	00 to 03	1	0	2	0	0	0	0	1	0	0	1	0
	03 to 06	2	0	0	1	0	0	1	1	0	0	0	0
	06 to 09	2	0	0	0	0	0	0	1	1	0	0	1
	09 to 12	0	3	1	0	0	1	1	0	3	1	0	1
	12 to 15	1	0	1	0	1	1	1	0	0	2	2	0
	15 to 18	0	1	0	0	1	0	0	0	1	0	1	0
	18 to 21	0	0	2	0	0	0	0	0	1	1	2	2
	21 to 00	1	0	0	0	1	1	0	2	0	1	1	0
Friday	00 to 03	1	1	2	1	1	0	0	1	1	1	1	4
	03 to 06	0	0	0	1	0	1	0	0	1	0	0	0
	06 to 09	3	0	1	1	1	2	1	0	2	0	1	1
	09 to 12	1	0	0	0	0	1	4	2	1	0	1	0
	12 to 15	1	1	1	0	1	0	2	0	1	1	1	1
	15 to 18	0	0	1	1	1	1	0	2	0	0	0	2
	18 to 21	0	0	1	0	0	0	1	2	1	1	2	0
	21 to 00	2	1	0	0	1	0	0	2	1	2	2	0
Saturday	00 to 03	0	0	3	2	1	0	0	0	0	0	0	0
	03 to 06	1	0	0	0	0	1	0	1	1	1	0	0
	06 to 09	1	1	1	1	2	0	0	1	0	1	2	1
	09 to 12	5	0	0	2	0	1	1	3	0	1	0	1
	12 to 15	1	0	0	1	0	2	1	1	0	1	1	0
	15 to 18	0	0	0	0	0	1	0	1	2	1	0	0
	18 to 21	0	1	0	0	1	0	1	0	1	0	0	1
	21 to 00	0	1	0	2	0	1	1	2	0	0	1	1
Sunday	00 to 03	0	0	1	1	3	0	1	3	0	0	0	1
	03 to 06	0	1	1	0	1	0	1	0	2	1	1	0
	06 to 09	2	0	0	1	2	0	0	1	1	2	1	0
	09 to 12	1	0	1	1	0	0	1	2	1	0	1	1
	12 to 15	0	3	1	0	0	1	2	2	1	0	0	1
	15 to 18	0	1	1	1	0	0	1	0	2	0	0	0
	18 to 21	3	2	0	0	1	2	0	1	1	1	1	0
	21 to 00	0	0	3	0	0	1	2	1	1	0	1	1
Total	40	34	38	37	36	31	38	46	44	28	46	35	





II. Level 2 falls (Devon)

		Week Commencing											
		04/09/2023	11/09/2023	18/09/2023	25/09/2023	02/10/2023	09/10/2023	16/10/2023	23/10/2023	30/10/2023	06/11/2023	13/11/2023	20/11/2023
Monday	00 to 03	0	0	0	0	0	0	0	0	0	0	0	0
	03 to 06	0	0	0	0	0	0	0	0	0	0	0	0
	06 to 09	0	0	1	1	1	0	0	0	0	0	0	0
	09 to 12	0	1	0	2	3	1	0	0	1	1	0	2
	12 to 15	0	0	0	1	1	0	1	0	0	0	1	1
	15 to 18	0	0	0	3	0	0	0	0	0	0	2	0
	18 to 21	0	0	0	0	1	0	0	0	0	1	0	0
	21 to 00	0	0	0	1	0	0	0	0	0	0	0	0
Tuesday	00 to 03	0	0	0	0	0	0	0	0	1	0	0	0
	03 to 06	0	0	0	0	0	0	0	1	2	0	0	0
	06 to 09	0	0	1	0	0	1	0	1	0	0	1	1
	09 to 12	0	3	2	1	0	0	1	1	0	0	0	0
	12 to 15	0	1	1	0	1	1	1	0	0	0	0	0
	15 to 18	0	0	0	0	1	0	0	2	0	0	0	0
	18 to 21	1	0	0	0	1	0	0	0	0	0	0	0
	21 to 00	0	0	0	1	0	0	0	0	0	0	0	0
Wednesday	00 to 03	0	0	0	0	0	0	0	0	0	0	0	0
	03 to 06	1	0	0	0	1	0	1	0	0	0	0	0
	06 to 09	1	1	1	0	0	1	0	1	0	0	1	1
	09 to 12	1	2	1	0	0	4	2	0	0	1	0	1
	12 to 15	1	0	0	0	1	0	0	0	1	0	0	1
	15 to 18	0	1	0	2	0	0	0	0	0	0	2	0
	18 to 21	0	0	0	0	0	0	0	0	0	0	0	0
	21 to 00	0	0	0	0	0	0	0	1	0	0	1	0
Thursday	00 to 03	0	1	0	0	0	0	0	0	0	0	0	0
	03 to 06	0	0	0	0	0	0	0	0	0	0	0	0
	06 to 09	1	0	0	0	0	0	0	0	0	1	0	1
	09 to 12	1	1	0	0	1	1	0	0	0	2	2	0
	12 to 15	0	0	0	2	1	0	0	1	1	0	1	0
	15 to 18	0	0	0	2	0	0	0	0	0	0	0	0
	18 to 21	0	0	0	0	1	0	1	0	0	0	0	0
	21 to 00	1	0	1	0	0	0	0	0	0	0	0	0
Friday	00 to 03	0	0	0	0	0	0	0	0	0	1	0	0
	03 to 06	0	0	0	0	0	0	0	0	0	0	0	0
	06 to 09	1	0	1	0	0	1	0	1	0	2	0	0
	09 to 12	0	0	0	0	2	0	0	2	0	0	1	1
	12 to 15	0	0	0	0	0	0	0	0	1	0	0	0
	15 to 18	0	0	0	0	0	0	0	0	0	0	0	0
	18 to 21	0	0	0	0	0	0	0	0	0	0	0	1
	21 to 00	2	0	0	0	0	0	0	0	0	0	0	0
Saturday	00 to 03	0	0	0	1	0	0	0	0	0	0	0	0
	03 to 06	0	0	0	0	1	0	0	0	0	0	0	0
	06 to 09	0	0	0	1	0	0	1	1	0	0	1	0
	09 to 12	1	0	0	0	1	0	1	0	1	0	1	2
	12 to 15	0	0	1	0	0	0	0	0	1	2	0	0
	15 to 18	1	0	0	0	0	0	0	0	0	0	0	0
	18 to 21	1	0	1	2	0	0	0	0	1	1	0	2
	21 to 00	1	0	0	0	0	0	0	0	0	0	0	0
Sunday	00 to 03	1	0	0	0	1	0	0	0	0	0	0	0
	03 to 06	0	0	0	0	1	0	0	0	0	0	0	0
	06 to 09	0	0	1	0	1	0	0	0	0	0	1	1
	09 to 12	2	1	0	1	1	2	0	0	0	1	0	1
	12 to 15	0	1	1	0	0	1	0	0	0	0	0	2
	15 to 18	0	0	0	1	0	0	0	0	0	1	0	0
	18 to 21	0	1	0	0	0	0	0	0	0	0	0	0
	21 to 00	1	0	1	0	0	0	0	0	0	0	0	0
Total	19	14	14	22	22	13	9	12	10	14	15	18	





III. Level 2 or Level 3 falls (Devon)

		Week Commencing											
		04/09/2023	11/09/2023	18/09/2023	25/09/2023	02/10/2023	09/10/2023	16/10/2023	23/10/2023	30/10/2023	06/11/2023	13/11/2023	20/11/2023
Monday	00 to 03	1	1	2	1	1	2	2	2	0	0	0	0
	03 to 06	0	0	0	1	2	0	2	0	0	1	1	1
	06 to 09	6	0	4	1	2	0	1	2	3	1	2	1
	09 to 12	5	3	3	4	9	3	2	1	3	4	2	1
	12 to 15	2	2	5	3	5	3	3	3	3	1	0	2
	15 to 18	1	2	4	4	1	1	4	2	1	4	2	2
	18 to 21	6	2	7	2	2	5	1	3	2	9	4	4
	21 to 00	2	2	3	2	1	1	0	0	1	1	4	1
Tuesday	00 to 03	0	1	2	2	1	0	1	1	0	0	2	1
	03 to 06	0	0	0	0	2	1	1	2	1	2	1	1
	06 to 09	3	0	5	2	3	1	2	3	5	5	1	3
	09 to 12	2	6	2	5	3	3	6	3	1	3	7	2
	12 to 15	3	2	2	3	2	4	3	2	2	5	0	1
	15 to 18	3	1	6	2	1	1	1	1	3	1	5	4
	18 to 21	3	1	1	2	0	1	5	3	3	2	4	4
	21 to 00	2	1	1	1	1	2	0	3	2	2	0	2
Wednesday	00 to 03	0	0	2	0	2	1	2	1	1	0	1	1
	03 to 06	4	3	0	4	2	0	1	0	0	1	2	0
	06 to 09	4	0	0	2	1	3	5	1	0	1	3	4
	09 to 12	2	2	3	3	5	3	2	3	7	4	2	4
	12 to 15	0	0	2	2	4	3	2	5	2	1	2	4
	15 to 18	1	6	3	3	1	2	3	2	3	1	0	2
	18 to 21	4	4	2	3	5	5	2	3	1	1	0	0
	21 to 00	3	2	2	3	2	4	1	0	2	3	2	2
Thursday	00 to 03	3	4	3	0	1	0	0	0	0	2	2	1
	03 to 06	3	1	0	0	1	1	1	0	0	0	2	2
	06 to 09	2	1	2	1	5	2	3	1	2	1	4	0
	09 to 12	4	4	1	0	2	2	3	2	5	4	4	3
	12 to 15	2	5	1	3	2	2	1	3	4	0	2	1
	15 to 18	4	2	2	4	2	0	2	1	0	3	2	2
	18 to 21	6	5	1	3	4	1	0	2	0	0	1	0
	21 to 00	0	1	1	4	1	1	3	1	1	1	4	4
Friday	00 to 03	0	4	0	0	0	2	1	2	1	0	1	2
	03 to 06	1	0	1	0	1	2	0	0	0	0	4	0
	06 to 09	1	1	5	2	4	0	5	4	1	1	0	4
	09 to 12	4	1	1	3	9	5	2	8	2	1	3	1
	12 to 15	0	3	0	3	3	3	4	1	5	3	1	7
	15 to 18	3	3	3	1	1	6	2	5	1	1	1	1
	18 to 21	2	3	1	4	3	1	1	3	3	3	3	3
	21 to 00	0	4	1	0	0	2	3	2	1	3	0	0
Saturday	00 to 03	4	1	1	0	7	2	3	1	2	1	1	1
	03 to 06	2	1	2	0	3	1	1	1	4	1	2	1
	06 to 09	4	2	1	4	0	4	1	5	1	3	1	4
	09 to 12	2	0	4	5	2	1	0	3	3	1	5	2
	12 to 15	0	3	1	3	2	3	4	2	3	2	0	1
	15 to 18	4	2	5	2	6	2	3	2	3	2	1	1
	18 to 21	5	8	1	1	4	0	2	3	2	2	1	2
	21 to 00	3	3	0	1	1	0	4	0	3	1	3	2
Sunday	00 to 03	1	1	2	5	2	3	2	1	1	1	1	1
	03 to 06	1	1	0	2	0	0	0	3	2	1	0	0
	06 to 09	4	1	3	1	4	2	2	1	2	2	2	5
	09 to 12	3	3	0	3	5	4	2	5	2	5	3	0
	12 to 15	3	1	2	1	3	1	2	0	4	2	3	2
	15 to 18	1	0	1	0	3	2	2	4	3	5	1	2
	18 to 21	3	3	4	3	1	0	1	4	3	7	2	1
	21 to 00	0	0	3	2	0	2	1	2	2	0	1	1
Total	132	113	114	116	140	106	113	118	112	112	108	104	





IV. Falls by postcode (Devon)

Postcode	Level 1	Level 2	Level 2 or 3	Total Falls
TQ12	22	9	78	109
TQ1	16	6	73	95
EX8	26	6	61	93
PL6	11	4	60	75
EX39	20	6	45	71
TQ4	20	4	46	70
EX2	21	5	41	67
PL1	14	10	41	65
EX4	8	5	49	62
EX16	19	1	41	61
TQ2	12	6	43	61
TQ14	15	6	32	53
TQ3	18	4	31	53
PL9	8	4	38	50
EX10	9	2	35	46
EX14	8	5	32	45
EX31	11	4	30	45
EX32	11	4	27	42
PL5	9	5	28	42
EX12	13	1	27	41
PL3	6	2	32	40
TQ5	10	5	24	39
EX1	10	1	27	38
PL7	11	3	24	38
PL4	10	9	18	37
TQ13	4	3	28	35
EX34	1	6	27	34
EX7	9	3	22	34
EX17	12	1	20	33
PL2	10	4	18	32
EX20	4	5	22	31
PL19	9	4	18	31
TQ7	8	3	18	29
EX15	4	2	17	23
EX5	2	1	20	23
EX9	6	2	15	23
EX38	4	2	15	21
EX6	4	2	15	21
EX13	6	4	10	20
PL21	2	2	16	20
EX36	2	1	15	18
EX22	5	1	11	17
TQ9	3	3	10	16
EX33	3	3	9	15





Postcode	Level 1	Level 2	Level 2 or 3	Total Falls
EX11	3	3	8	14
TQ6	1	3	9	13
EX24	2	1	8	11
PL20	1	0	9	10
EX19	1	1	7	9
TQ10	2	0	7	9
EX21	2	1	4	7
EX3	1	1	5	7
EX37	1	0	6	7
PL8	1	0	5	6
TQ11	1	1	3	5
DT7	0	0	3	3
EX35	0	2	1	3
EX18	0	0	2	2
PL15	0	0	1	1
PL16	1	0	0	1
TQ8	0	0	1	1
TA21	0	0	0	0
TA22	0	0	0	0
TA4	0	0	0	0
Total	453	182	1388	2023





Appendix F – Dorset

I. Level 1 falls

		Week Commencing											
		04/09/2023	11/09/2023	18/09/2023	25/09/2023	02/10/2023	09/10/2023	16/10/2023	23/10/2023	30/10/2023	06/11/2023	13/11/2023	20/11/2023
Monday	00 to 03	1	2	2	2	0	0	0	1	0	0	1	0
	03 to 06	3	1	2	1	1	1	0	0	0	1	0	0
	06 to 09	1	2	0	1	1	0	3	0	1	1	0	2
	09 to 12	0	2	1	1	1	2	3	0	0	2	2	2
	12 to 15	0	0	0	0	1	0	0	0	0	1	0	0
	15 to 18	0	1	1	0	0	0	0	1	0	2	0	0
	18 to 21	1	0	2	1	0	0	1	0	0	0	0	0
	21 to 00	2	0	0	0	2	0	0	1	1	1	1	4
Tuesday	00 to 03	0	0	2	0	0	0	0	1	0	0	0	0
	03 to 06	1	0	0	2	1	0	1	0	0	0	2	1
	06 to 09	0	1	1	0	1	2	0	2	1	0	1	2
	09 to 12	0	1	1	0	0	2	1	0	0	0	2	3
	12 to 15	2	0	0	1	2	1	0	0	0	0	0	0
	15 to 18	0	2	0	1	0	3	1	0	1	0	0	0
	18 to 21	0	0	1	1	0	0	0	0	0	0	4	0
	21 to 00	0	2	1	0	2	0	0	1	0	2	1	0
Wednesday	00 to 03	0	0	1	0	0	1	1	0	1	0	1	0
	03 to 06	1	2	0	2	0	0	2	1	0	1	0	0
	06 to 09	0	1	1	1	1	1	2	1	1	1	3	1
	09 to 12	1	1	1	0	1	2	1	2	0	0	1	0
	12 to 15	1	0	0	0	0	0	3	0	0	1	0	1
	15 to 18	2	0	0	0	0	0	1	1	2	1	1	1
	18 to 21	1	0	0	0	0	3	0	0	1	0	0	1
	21 to 00	0	1	0	1	0	1	1	1	0	0	0	1
Thursday	00 to 03	1	1	1	0	1	0	0	0	0	0	0	0
	03 to 06	1	0	0	0	1	1	0	1	0	0	0	1
	06 to 09	2	2	2	0	2	2	2	0	0	0	1	0
	09 to 12	2	0	1	0	0	1	0	0	0	1	2	0
	12 to 15	0	1	1	0	1	0	1	0	0	0	2	0
	15 to 18	0	0	0	0	0	0	0	1	0	1	0	1
	18 to 21	0	1	0	0	0	2	0	0	2	0	1	0
	21 to 00	3	0	1	0	0	0	1	0	0	1	1	0
Friday	00 to 03	1	0	1	1	0	0	1	0	0	1	0	1
	03 to 06	0	0	0	0	1	2	0	0	1	0	0	0
	06 to 09	0	0	0	0	0	0	1	1	0	1	1	1
	09 to 12	1	0	2	1	0	1	2	1	0	0	0	1
	12 to 15	0	1	0	2	1	1	1	1	0	0	0	1
	15 to 18	0	2	1	1	0	0	1	2	0	0	0	0
	18 to 21	2	0	1	0	2	0	0	1	0	2	0	2
	21 to 00	0	0	2	1	0	1	1	0	1	0	2	1
Saturday	00 to 03	0	1	0	0	0	0	2	1	0	1	1	0
	03 to 06	0	0	0	0	1	0	0	1	0	0	1	1
	06 to 09	0	0	0	0	3	2	1	0	0	2	1	1
	09 to 12	1	1	2	0	2	1	2	2	0	0	0	0
	12 to 15	1	0	0	2	1	0	3	0	0	0	1	0
	15 to 18	3	2	0	0	1	0	1	1	0	0	0	0
	18 to 21	0	0	1	0	1	2	0	2	0	0	0	0
	21 to 00	0	0	0	0	1	1	1	2	2	1	2	2
Sunday	00 to 03	1	0	0	1	0	1	0	0	1	2	0	1
	03 to 06	1	1	2	1	2	0	1	1	1	0	0	1
	06 to 09	0	3	0	0	3	0	1	0	0	0	0	3
	09 to 12	1	1	0	1	0	0	0	0	1	0	3	0
	12 to 15	0	0	0	1	0	0	0	0	1	0	1	0
	15 to 18	0	1	0	2	1	0	1	0	0	1	0	0
	18 to 21	2	1	0	0	0	1	0	0	0	0	0	1
	21 to 00	1	1	0	0	2	0	1	1	0	1	0	2
Total	41	39	35	29	41	39	46	33	18	29	39	40	





II. Level 2 falls (Dorset)

		Week Commencing											
		04/09/2023	11/09/2023	18/09/2023	25/09/2023	02/10/2023	09/10/2023	16/10/2023	23/10/2023	30/10/2023	06/11/2023	13/11/2023	20/11/2023
Monday	00 to 03	0	0	0	0	0	0	0	0	0	0	0	0
	03 to 06	0	0	0	0	0	0	0	0	0	0	0	0
	06 to 09	1	0	2	1	0	0	0	0	0	2	0	1
	09 to 12	0	2	0	1	0	1	0	1	0	1	0	0
	12 to 15	2	0	0	0	0	4	0	1	0	1	0	0
	15 to 18	0	0	0	0	0	1	0	0	0	1	0	0
	18 to 21	0	0	0	0	1	0	0	0	0	0	0	0
	21 to 00	0	1	0	0	0	0	0	1	0	1	1	0
	00 to 03	1	1	0	0	0	0	0	0	0	0	2	0
Tuesday	03 to 06	1	0	0	0	0	0	0	0	0	0	0	0
	06 to 09	0	0	0	1	0	0	0	0	0	0	0	0
	09 to 12	0	1	1	0	0	0	0	1	0	0	1	0
	12 to 15	0	1	0	0	0	2	0	0	0	0	0	2
	15 to 18	1	0	0	1	0	1	0	0	0	0	1	0
	18 to 21	0	1	0	1	0	0	0	1	0	1	0	0
	21 to 00	0	0	0	0	0	0	0	0	0	1	0	0
	00 to 03	0	0	0	0	0	1	0	0	0	0	0	0
	Wednesday	03 to 06	0	0	0	0	0	0	0	0	0	0	0
06 to 09		0	0	0	0	1	0	0	0	1	0	0	0
09 to 12		1	0	1	0	1	0	2	2	1	1	0	0
12 to 15		0	0	0	0	0	0	0	0	0	1	0	1
15 to 18		1	0	0	1	0	0	0	2	0	0	0	0
18 to 21		0	0	0	0	0	0	0	0	0	0	0	1
21 to 00		1	0	0	1	1	1	0	0	0	0	0	0
00 to 03		0	0	0	0	0	0	0	0	0	0	0	0
Thursday		03 to 06	0	0	0	1	0	0	0	0	0	0	0
	06 to 09	0	0	0	0	0	1	2	0	0	1	0	2
	09 to 12	0	0	0	0	1	2	1	1	0	0	0	1
	12 to 15	1	0	1	1	0	0	0	0	0	0	0	0
	15 to 18	1	0	0	0	1	0	0	0	1	1	0	0
	18 to 21	0	0	0	0	0	0	0	0	0	0	0	0
	21 to 00	0	0	1	0	0	0	0	0	0	0	0	0
	00 to 03	0	0	0	0	0	0	0	0	0	0	0	0
	Friday	03 to 06	0	0	0	1	0	0	0	0	0	0	0
06 to 09		0	1	1	0	1	0	1	1	0	0	0	0
09 to 12		2	0	0	2	1	0	0	0	2	0	0	1
12 to 15		0	0	0	0	0	0	0	0	0	0	1	2
15 to 18		0	1	0	0	0	0	0	0	0	0	1	1
18 to 21		1	0	1	1	0	0	0	1	0	0	0	0
21 to 00		0	0	0	0	0	0	0	1	0	0	0	0
00 to 03		0	0	0	0	0	0	0	0	0	0	1	0
Saturday		03 to 06	0	0	1	1	0	0	0	0	0	0	0
	06 to 09	1	0	1	0	0	1	0	0	2	0	0	0
	09 to 12	2	1	1	0	1	1	0	0	0	0	1	1
	12 to 15	0	0	2	1	0	0	0	1	0	1	0	0
	15 to 18	0	0	0	0	0	0	0	0	0	0	0	0
	18 to 21	1	0	0	0	1	0	0	0	0	0	0	0
	21 to 00	0	1	0	0	0	0	0	0	0	0	0	0
	00 to 03	1	2	0	0	0	0	0	0	0	0	0	0
	Sunday	03 to 06	1	0	0	0	1	0	0	0	0	0	0
06 to 09		1	0	0	0	0	0	0	0	0	1	1	0
09 to 12		0	0	1	0	0	0	0	2	0	0	1	0
12 to 15		1	0	0	3	0	0	0	1	0	1	0	0
15 to 18		1	0	0	0	0	0	0	0	0	0	0	1
18 to 21		0	1	0	0	0	0	1	0	0	1	1	2
21 to 00		0	0	0	0	1	0	0	0	0	0	0	0
Total		23	14	14	18	12	16	7	17	7	16	12	16





III. Level 2 or Level 3 falls (Dorset)

		Week Commencing											
		04/09/2023	11/09/2023	18/09/2023	25/09/2023	02/10/2023	09/10/2023	16/10/2023	23/10/2023	30/10/2023	06/11/2023	13/11/2023	20/11/2023
Monday	00 to 03	1	2	0	2	0	2	1	0	1	4	2	1
	03 to 06	1	2	0	3	3	0	1	2	0	1	1	2
	06 to 09	2	1	7	5	3	2	6	1	1	0	1	3
	09 to 12	0	1	2	3	0	1	5	0	9	1	4	4
	12 to 15	2	3	2	2	3	2	2	4	0	2	3	2
	15 to 18	3	1	2	2	0	3	4	4	2	0	2	4
	18 to 21	2	2	3	1	2	1	2	2	0	2	4	3
	21 to 00	0	4	3	1	0	2	1	3	0	2	1	0
Tuesday	00 to 03	3	4	1	1	0	0	0	0	0	0	1	1
	03 to 06	0	0	1	2	1	1	1	2	1	1	1	1
	06 to 09	6	0	4	4	1	3	3	1	3	2	4	2
	09 to 12	2	3	3	3	3	2	3	3	1	2	2	4
	12 to 15	1	5	4	2	4	1	1	1	4	3	3	0
	15 to 18	4	1	2	7	5	0	4	3	2	3	2	1
	18 to 21	1	2	4	3	0	1	4	3	1	2	5	3
	21 to 00	4	1	2	2	2	2	4	4	1	3	1	1
Wednesday	00 to 03	2	1	2	0	0	1	1	2	0	3	2	1
	03 to 06	2	3	2	0	3	1	2	0	1	1	3	3
	06 to 09	3	0	3	7	1	3	2	2	3	2	2	2
	09 to 12	0	3	4	7	3	3	2	3	2	1	4	3
	12 to 15	3	0	2	0	2	0	2	3	2	2	2	3
	15 to 18	5	3	0	2	4	3	1	1	2	3	1	4
	18 to 21	2	4	2	6	2	2	1	2	5	2	1	2
	21 to 00	1	3	3	3	0	4	3	2	2	2	2	3
Thursday	00 to 03	2	1	0	1	1	0	4	2	0	0	0	0
	03 to 06	1	0	1	1	1	0	1	0	2	2	1	1
	06 to 09	4	4	2	4	3	1	6	2	3	1	0	0
	09 to 12	3	1	1	2	2	8	2	2	5	0	2	3
	12 to 15	3	4	3	1	3	2	1	4	3	1	5	3
	15 to 18	6	2	1	7	3	1	3	3	2	0	2	3
	18 to 21	2	2	3	3	0	2	2	2	1	1	2	1
	21 to 00	1	1	3	2	0	0	1	3	4	0	2	5
Friday	00 to 03	1	2	1	1	0	4	1	1	3	4	1	0
	03 to 06	2	1	2	1	1	3	1	0	1	2	1	2
	06 to 09	6	0	1	1	2	0	3	0	3	1	3	4
	09 to 12	4	1	3	0	1	3	2	2	2	2	6	2
	12 to 15	2	1	4	3	3	2	1	3	4	2	1	4
	15 to 18	2	2	1	2	1	1	3	4	4	2	2	7
	18 to 21	1	3	1	1	2	0	0	0	3	4	4	3
	21 to 00	0	2	1	0	3	1	3	0	4	0	0	3
Saturday	00 to 03	4	2	2	0	0	1	3	1	0	1	0	1
	03 to 06	1	3	1	3	1	1	3	2	2	0	0	1
	06 to 09	1	2	4	2	2	5	5	3	3	1	1	1
	09 to 12	0	2	1	1	3	2	0	3	1	3	2	2
	12 to 15	3	1	2	1	1	1	2	1	0	1	2	1
	15 to 18	2	3	1	2	4	1	0	1	1	2	1	4
	18 to 21	4	1	3	2	4	3	4	0	3	3	2	3
	21 to 00	1	2	3	2	0	1	0	0	4	1	2	2
Sunday	00 to 03	2	2	1	0	0	1	0	5	1	0	0	1
	03 to 06	2	1	2	3	1	2	2	2	1	0	1	1
	06 to 09	2	2	2	2	4	1	4	1	3	4	2	3
	09 to 12	0	0	3	4	1	3	3	2	2	1	3	2
	12 to 15	3	0	3	3	3	0	2	3	2	1	2	0
	15 to 18	4	3	2	5	5	3	1	1	2	2	1	2
	18 to 21	2	3	3	2	3	4	1	0	4	1	2	1
	21 to 00	1	1	1	2	2	0	0	2	3	1	1	0
Total	122	104	120	132	102	97	120	103	119	88	108	119	





IV. Falls by postcode (Dorset)

Postcode	Level 1	Level 2	Level 2 or 3	Total Falls
BH23	58	17	106	181
BH22	29	11	102	142
BH21	24	9	71	104
DT4	23	10	71	104
BH12	18	10	50	78
BH15	21	5	46	72
BH8	16	9	45	70
DT6	25	3	42	70
BH10	16	6	42	64
BH1	11	4	45	60
DT9	15	4	41	60
BH20	8	11	38	57
DT1	13	3	40	56
BH6	14	6	35	55
DT3	11	3	40	54
BH14	9	3	40	52
DT2	10	1	39	50
BH11	14	2	31	47
DT11	12	3	28	43
BH18	5	1	34	40
BH13	7	2	29	38
BH31	10	1	25	36
BH17	1	4	30	35
BH4	6	4	24	34
BH9	5	7	21	33
BH16	6	3	21	30
SP8	8	5	16	29
BH19	1	3	24	28
SP7	3	4	19	26
BH2	2	2	21	25
DT5	4	4	17	25
DT10	1	3	20	24
BH24	4	1	18	23
BH5	4	0	17	21
DT8	7	1	13	21
BH7	2	2	13	17
DT7	2	2	4	8
BH3	0	2	5	7
SP6	1	0	6	7
SP5	3	0	3	6
TA20	0	1	2	3
BA21	0	0	0	0
BA22	0	0	0	0
Total	429	172	1,334	1,935





Appendix G – Gloucestershire

I. Level 1 falls

		Week Commencing											
		04/09/2023	11/09/2023	18/09/2023	25/09/2023	02/10/2023	09/10/2023	16/10/2023	23/10/2023	30/10/2023	06/11/2023	13/11/2023	20/11/2023
Monday	00 to 03	0	0	0	0	0	0	0	0	1	0	0	0
	03 to 06	0	1	0	1	0	0	1	0	0	0	0	1
	06 to 09	0	0	2	1	0	0	3	0	0	2	2	0
	09 to 12	1	1	0	1	0	1	0	0	0	0	1	0
	12 to 15	0	0	0	0	0	0	2	0	0	0	0	0
	15 to 18	0	0	0	2	0	0	1	0	0	0	0	1
	18 to 21	0	0	0	1	0	0	0	0	0	0	0	1
	21 to 00	1	1	0	0	0	0	0	0	0	0	0	0
Tuesday	00 to 03	0	0	0	0	1	0	0	0	0	1	0	0
	03 to 06	0	1	0	0	1	0	0	0	0	0	0	0
	06 to 09	0	2	0	1	0	0	2	1	1	0	0	1
	09 to 12	0	0	0	0	0	0	1	0	0	0	0	0
	12 to 15	0	0	0	0	0	0	1	1	1	0	1	0
	15 to 18	1	1	0	1	0	0	1	0	0	0	0	0
	18 to 21	2	2	1	0	0	1	1	0	1	0	0	0
	21 to 00	1	0	1	1	0	0	0	0	0	0	0	0
Wednesday	00 to 03	0	0	0	0	0	1	0	0	0	0	0	0
	03 to 06	0	0	0	0	0	0	0	0	1	0	0	0
	06 to 09	0	0	1	0	0	2	0	1	1	1	0	0
	09 to 12	0	0	0	1	0	0	0	2	0	0	0	1
	12 to 15	1	0	0	0	0	1	2	0	0	0	0	0
	15 to 18	0	0	0	0	1	1	0	0	2	1	1	0
	18 to 21	0	1	0	0	0	0	1	0	0	0	0	0
	21 to 00	0	1	0	0	1	0	0	0	1	0	2	0
Thursday	00 to 03	1	1	1	0	0	0	1	0	1	0	1	0
	03 to 06	0	0	1	0	0	0	0	1	0	0	0	0
	06 to 09	1	1	0	0	0	1	0	2	0	1	0	0
	09 to 12	0	1	0	0	0	1	0	0	0	0	1	0
	12 to 15	0	1	0	1	0	0	0	0	0	0	1	0
	15 to 18	1	0	0	0	0	0	0	0	0	0	1	0
	18 to 21	1	0	0	0	0	0	1	0	0	0	0	1
	21 to 00	0	0	0	0	1	0	0	1	0	0	0	0
Friday	00 to 03	0	0	0	1	1	1	0	0	1	1	0	0
	03 to 06	0	1	0	0	0	0	0	0	0	0	0	0
	06 to 09	0	0	0	0	0	1	0	0	0	1	1	0
	09 to 12	1	1	0	1	0	1	1	0	0	3	0	1
	12 to 15	1	0	1	0	1	0	1	1	0	0	1	0
	15 to 18	0	0	0	0	1	0	1	1	0	0	0	0
	18 to 21	0	1	1	0	0	0	0	0	0	0	1	0
	21 to 00	0	1	0	0	0	0	1	0	0	0	1	2
Saturday	00 to 03	1	0	0	2	0	0	0	0	0	0	0	0
	03 to 06	0	0	2	1	0	0	0	1	0	0	0	1
	06 to 09	0	0	3	0	0	2	0	0	0	1	0	1
	09 to 12	1	1	1	0	0	0	0	0	0	1	0	0
	12 to 15	1	0	1	0	2	0	0	0	0	0	0	0
	15 to 18	0	1	0	0	0	0	0	0	0	0	0	2
	18 to 21	0	0	0	0	1	0	0	0	1	0	0	0
	21 to 00	0	1	1	0	0	1	0	0	0	1	0	1
Sunday	00 to 03	0	0	1	0	0	0	0	0	0	0	0	0
	03 to 06	0	0	0	0	0	0	0	1	0	0	0	0
	06 to 09	0	0	1	0	0	0	1	0	0	1	0	1
	09 to 12	0	0	0	0	0	0	0	0	0	0	0	1
	12 to 15	1	0	1	0	0	0	0	1	0	0	2	0
	15 to 18	0	0	1	0	0	0	1	0	0	0	0	0
	18 to 21	1	1	1	0	0	0	0	0	0	0	0	0
	21 to 00	1	0	0	1	1	1	0	0	1	0	1	0
Total	19	23	22	17	12	16	24	14	13	15	18	16	





II. Level 2 falls (Gloucestershire)

		Week Commencing											
		04/09/2023	11/09/2023	18/09/2023	25/09/2023	02/10/2023	09/10/2023	16/10/2023	23/10/2023	30/10/2023	06/11/2023	13/11/2023	20/11/2023
Monday	00 to 03	0	0	0	0	0	0	0	0	0	0	0	0
	03 to 06	0	0	0	0	0	0	0	0	0	0	0	0
	06 to 09	0	0	1	0	0	0	0	0	0	0	0	1
	09 to 12	0	0	0	0	0	1	0	0	0	0	0	1
	12 to 15	0	0	0	0	1	0	1	0	0	1	0	0
	15 to 18	0	0	1	0	0	0	0	0	0	0	0	0
	18 to 21	0	0	0	0	0	0	0	0	0	1	0	0
	21 to 00	0	0	0	0	0	0	1	0	0	0	0	0
Tuesday	00 to 03	0	0	0	0	0	0	0	0	0	0	0	0
	03 to 06	0	0	0	0	1	1	0	0	0	0	0	0
	06 to 09	0	0	0	0	0	0	1	1	0	0	0	0
	09 to 12	0	0	0	0	0	1	0	1	0	0	0	0
	12 to 15	0	0	0	0	0	0	0	0	0	0	0	0
	15 to 18	0	0	0	0	0	0	0	1	0	0	0	0
	18 to 21	0	0	0	0	0	0	0	0	0	0	0	0
	21 to 00	0	0	0	0	0	0	0	1	0	0	0	0
Wednesday	00 to 03	0	0	0	0	0	0	0	0	0	0	0	0
	03 to 06	0	0	0	0	0	0	0	0	0	0	0	0
	06 to 09	0	0	2	0	0	0	0	0	0	0	2	0
	09 to 12	0	1	0	1	0	1	0	0	0	0	0	0
	12 to 15	0	0	0	0	0	2	0	0	0	0	0	0
	15 to 18	0	0	0	0	0	0	0	0	0	0	0	0
	18 to 21	0	0	1	0	0	0	0	0	0	0	0	1
	21 to 00	0	0	0	0	0	0	0	0	0	0	0	0
Thursday	00 to 03	0	0	0	0	0	0	0	0	1	1	0	0
	03 to 06	0	0	0	1	0	0	0	0	0	0	0	0
	06 to 09	1	0	0	1	0	1	0	1	0	0	0	0
	09 to 12	0	0	0	1	0	0	0	1	0	2	0	0
	12 to 15	0	0	0	1	0	1	0	0	0	0	0	0
	15 to 18	0	0	0	0	0	0	0	0	0	0	0	0
	18 to 21	0	0	0	0	0	0	0	0	0	0	0	0
	21 to 00	0	0	0	0	0	0	0	0	0	0	0	0
Friday	00 to 03	0	0	0	0	0	0	0	0	0	0	0	0
	03 to 06	0	0	0	0	0	0	0	0	0	0	0	0
	06 to 09	0	0	0	1	0	0	1	0	1	1	1	0
	09 to 12	0	0	0	0	0	0	0	1	0	0	0	0
	12 to 15	0	0	0	0	0	0	0	0	0	0	0	1
	15 to 18	0	0	0	0	0	0	0	0	0	0	0	0
	18 to 21	0	0	0	0	0	0	0	0	1	0	0	0
	21 to 00	0	0	0	0	0	0	0	0	0	0	0	0
Saturday	00 to 03	0	0	0	0	0	0	0	0	0	0	0	0
	03 to 06	0	0	0	0	0	0	0	0	0	1	0	0
	06 to 09	0	0	0	0	0	1	0	0	0	0	0	0
	09 to 12	1	0	0	0	1	0	0	1	0	0	1	1
	12 to 15	1	0	0	0	0	0	0	0	0	0	0	0
	15 to 18	0	0	0	0	0	0	0	0	0	0	0	0
	18 to 21	0	1	0	0	1	0	0	0	0	0	0	1
	21 to 00	0	0	0	0	0	0	0	0	1	0	0	0
Sunday	00 to 03	0	0	0	0	0	0	1	0	0	0	0	0
	03 to 06	0	0	0	0	0	0	0	0	0	0	0	0
	06 to 09	1	0	0	0	3	0	0	0	1	0	0	0
	09 to 12	0	0	0	0	0	0	0	0	2	0	0	0
	12 to 15	0	0	2	1	0	0	1	0	0	0	0	0
	15 to 18	0	0	0	0	0	0	0	0	0	0	0	0
	18 to 21	0	0	0	1	0	0	0	0	1	0	0	0
	21 to 00	0	0	0	0	0	0	0	0	0	0	0	0
Total	4	2	7	8	7	9	6	8	8	7	4	6	





III. Level 2 or Level 3 falls (Gloucestershire)

		Week Commencing											
		04/09/2023	11/09/2023	18/09/2023	25/09/2023	02/10/2023	09/10/2023	16/10/2023	23/10/2023	30/10/2023	06/11/2023	13/11/2023	20/11/2023
Monday	00 to 03	0	1	0	1	0	1	0	0	1	1	0	1
	03 to 06	0	1	0	0	0	2	1	0	1	0	2	0
	06 to 09	2	1	1	0	2	1	1	2	2	2	2	0
	09 to 12	1	3	3	2	1	4	2	2	1	2	1	1
	12 to 15	2	1	1	0	1	3	3	2	3	2	1	2
	15 to 18	4	1	3	1	4	2	3	2	3	1	0	1
	18 to 21	2	3	0	1	0	1	0	1	0	0	1	0
	21 to 00	1	0	0	1	0	2	2	0	1	0	0	1
Tuesday	00 to 03	0	2	0	0	1	0	1	1	0	0	0	0
	03 to 06	1	1	0	1	0	1	1	2	0	2	0	0
	06 to 09	0	0	0	0	1	0	0	1	1	1	2	5
	09 to 12	2	1	3	1	1	0	3	3	0	1	5	1
	12 to 15	1	2	4	1	2	1	0	0	1	0	2	0
	15 to 18	3	0	2	1	3	3	1	0	3	1	4	1
	18 to 21	2	2	0	0	2	0	2	1	1	0	4	2
	21 to 00	0	0	1	1	0	1	1	0	0	2	2	0
Wednesday	00 to 03	0	0	2	0	1	0	1	1	2	0	0	0
	03 to 06	1	0	0	0	2	1	0	0	1	0	0	0
	06 to 09	0	1	1	2	4	2	1	2	2	0	1	0
	09 to 12	0	2	2	0	0	0	1	0	0	2	1	1
	12 to 15	1	0	1	1	2	4	2	1	1	1	1	1
	15 to 18	0	1	0	1	0	1	1	2	1	1	2	2
	18 to 21	5	1	1	1	0	1	1	1	1	2	1	0
	21 to 00	2	0	2	0	1	0	1	0	0	2	0	2
Thursday	00 to 03	1	1	0	1	1	0	0	0	1	1	0	1
	03 to 06	1	1	0	2	1	1	0	0	0	0	1	0
	06 to 09	0	1	1	1	1	1	2	3	2	3	1	1
	09 to 12	1	2	4	3	4	3	4	2	0	0	0	2
	12 to 15	1	1	0	1	3	1	0	2	3	0	1	0
	15 to 18	3	2	0	1	2	0	1	0	1	1	0	1
	18 to 21	2	0	1	2	0	0	0	1	0	1	0	1
	21 to 00	1	1	0	1	0	1	0	0	0	0	0	3
Friday	00 to 03	1	0	0	0	0	1	1	0	0	0	1	0
	03 to 06	1	0	2	0	4	1	1	0	1	1	0	0
	06 to 09	0	0	2	0	3	1	0	2	2	1	1	2
	09 to 12	3	2	2	3	2	0	2	2	1	1	0	0
	12 to 15	1	1	4	2	1	0	1	2	1	1	0	1
	15 to 18	0	0	3	1	1	3	0	4	1	2	2	0
	18 to 21	1	2	1	1	2	1	0	2	1	0	2	1
	21 to 00	0	0	2	3	0	1	1	0	1	2	1	1
Saturday	00 to 03	2	1	0	0	1	0	3	2	0	0	0	4
	03 to 06	0	0	1	4	0	0	0	0	1	0	0	0
	06 to 09	2	1	3	2	0	2	0	1	0	0	6	0
	09 to 12	2	1	1	2	0	0	0	1	0	2	2	1
	12 to 15	5	1	0	2	3	1	1	1	2	1	2	3
	15 to 18	1	2	1	1	1	1	0	1	2	2	2	3
	18 to 21	3	0	1	0	1	0	1	0	1	0	1	2
	21 to 00	2	1	0	1	1	0	0	0	0	0	0	1
Sunday	00 to 03	4	0	3	2	1	3	0	1	0	0	1	1
	03 to 06	0	2	1	1	0	0	0	1	0	0	0	0
	06 to 09	0	0	1	1	0	0	0	0	1	0	0	0
	09 to 12	1	1	3	1	1	1	1	0	3	1	1	1
	12 to 15	0	2	1	0	1	1	0	0	2	0	0	2
	15 to 18	3	4	1	1	0	0	1	5	0	0	0	2
	18 to 21	0	1	2	2	0	0	0	1	2	2	2	1
	21 to 00	0	0	1	2	0	1	0	0	0	0	1	3
Total	72	55	69	60	63	56	49	58	55	45	60	59	





IV. Falls by postcode (Gloucestershire)

Postcode	Level 1	Level 2	Level 2 or 3	Total Falls
GL7	15	8	65	88
GL1	13	7	61	81
GL51	19	5	49	73
GL2	10	5	55	70
GL52	15	3	50	68
GL4	12	3	50	65
GL3	14	4	37	55
GL5	12	4	36	52
GL6	11	3	31	45
GL15	10	3	29	42
GL54	6	2	30	38
GL53	7	5	24	36
GL50	9	3	23	35
GL20	7	3	24	34
GL11	6	3	22	31
GL10	6	4	14	24
GL16	4	5	14	23
GL14	3	0	19	22
GL18	3	1	11	15
GL19	4	1	10	15
GL12	6	0	8	14
GL8	4	0	9	13
NP16	5	1	7	13
GL17	2	0	8	10
GL55	1	2	5	8
GL56	2	1	4	7
GL13	2	0	2	4
NP25	0	0	2	2
HR8	0	0	1	1
OX7	1	0	0	1
WR12	0	0	1	1
GL9	0	0	0	0
OX18	0	0	0	0
WR11	0	0	0	0
WR8	0	0	0	0
Total	209	76	701	986





Appendix H – Kernow

I. Level 1 falls

		Week Commencing											
		04/09/2023	11/09/2023	18/09/2023	25/09/2023	02/10/2023	09/10/2023	16/10/2023	23/10/2023	30/10/2023	06/11/2023	13/11/2023	20/11/2023
Monday	00 to 03	0	0	0	1	2	0	1	0	1	0	0	1
	03 to 06	0	0	0	0	0	2	0	1	0	0	1	0
	06 to 09	2	1	0	0	0	1	0	0	0	0	1	0
	09 to 12	3	0	1	0	2	0	0	0	0	0	1	0
	12 to 15	2	0	1	0	0	1	0	0	0	0	1	2
	15 to 18	0	0	0	0	1	0	0	0	0	0	1	0
	18 to 21	1	0	0	0	0	0	0	1	0	0	0	0
	21 to 00	1	1	1	0	0	0	0	1	0	0	1	0
Tuesday	00 to 03	0	0	0	0	0	0	1	2	0	2	1	0
	03 to 06	2	1	0	2	0	0	0	0	0	0	0	0
	06 to 09	1	0	0	1	0	1	1	0	0	0	0	1
	09 to 12	0	1	0	0	0	0	0	0	0	0	1	0
	12 to 15	0	1	0	0	1	0	0	0	0	1	0	0
	15 to 18	0	1	0	1	0	0	0	0	0	0	0	0
	18 to 21	1	0	0	0	0	0	0	0	0	0	0	0
	21 to 00	0	1	0	1	1	0	0	0	0	0	1	2
Wednesday	00 to 03	1	1	1	0	1	0	1	0	1	0	0	2
	03 to 06	0	0	0	1	1	0	0	0	1	0	0	0
	06 to 09	0	0	0	0	1	0	0	0	0	0	0	1
	09 to 12	1	1	0	0	0	0	0	1	0	0	0	0
	12 to 15	3	0	0	0	0	0	0	1	0	0	0	0
	15 to 18	1	1	0	1	1	0	0	0	0	0	0	0
	18 to 21	0	0	0	0	0	0	0	1	0	1	0	0
	21 to 00	0	0	0	0	0	0	0	0	0	0	0	0
Thursday	00 to 03	1	0	1	0	0	0	0	1	0	1	0	0
	03 to 06	1	0	0	1	1	1	0	1	0	0	0	0
	06 to 09	0	0	0	0	0	0	0	0	0	1	0	0
	09 to 12	0	0	0	0	0	1	2	0	0	0	1	0
	12 to 15	0	0	0	1	0	0	0	1	0	0	1	0
	15 to 18	0	0	1	0	0	0	1	0	0	0	0	0
	18 to 21	1	0	1	0	0	1	1	0	0	0	1	0
	21 to 00	0	1	0	1	0	0	2	1	0	0	0	1
Friday	00 to 03	0	0	0	0	1	2	0	1	0	0	1	0
	03 to 06	1	0	0	0	1	1	1	0	0	1	0	0
	06 to 09	0	1	0	0	0	1	0	0	1	1	0	1
	09 to 12	0	0	0	0	0	1	1	1	3	1	2	0
	12 to 15	0	0	0	0	0	0	0	0	1	0	0	1
	15 to 18	0	0	0	1	0	0	0	1	1	2	0	0
	18 to 21	0	0	2	0	0	0	0	0	0	0	0	0
	21 to 00	1	1	1	0	0	0	0	0	1	0	0	1
Saturday	00 to 03	0	1	0	0	0	1	0	0	0	0	1	0
	03 to 06	0	1	0	0	0	0	1	0	0	0	1	0
	06 to 09	0	1	1	0	0	0	0	0	1	0	1	0
	09 to 12	1	0	0	1	1	0	1	0	0	0	1	0
	12 to 15	1	1	0	0	0	0	1	0	0	0	2	0
	15 to 18	1	0	0	0	1	0	1	0	1	1	1	0
	18 to 21	0	0	0	0	0	0	1	0	0	0	0	0
	21 to 00	1	0	1	0	2	1	0	0	0	0	1	2
Sunday	00 to 03	0	0	1	0	1	0	1	0	0	0	0	0
	03 to 06	0	0	2	0	2	0	0	0	0	0	0	0
	06 to 09	1	1	0	0	0	0	0	1	0	1	0	0
	09 to 12	1	0	0	0	0	1	0	0	0	0	0	0
	12 to 15	0	0	0	1	0	0	0	0	0	0	0	0
	15 to 18	1	0	2	0	1	0	0	0	1	0	0	0
	18 to 21	1	0	0	1	0	0	0	1	0	0	0	0
	21 to 00	0	0	0	0	1	1	0	0	1	1	0	0
Total	32	18	17	15	23	17	18	17	14	14	23	15	





II. Level 2 falls (Kernow)

		Week Commencing											
		04/09/2023	11/09/2023	18/09/2023	25/09/2023	02/10/2023	09/10/2023	16/10/2023	23/10/2023	30/10/2023	06/11/2023	13/11/2023	20/11/2023
Monday	00 to 03	0	0	0	0	0	0	0	0	0	1	0	0
	03 to 06	0	1	0	0	0	0	0	0	0	0	0	0
	06 to 09	1	0	0	0	0	0	0	0	0	0	1	0
	09 to 12	0	1	0	1	3	0	0	0	1	1	2	0
	12 to 15	1	0	0	0	0	0	0	0	0	0	2	0
	15 to 18	0	0	0	2	1	0	0	0	1	0	0	0
	18 to 21	0	0	0	0	0	0	1	1	0	0	0	0
	21 to 00	0	0	0	0	0	0	0	0	1	0	0	0
Tuesday	00 to 03	0	0	0	0	0	0	0	0	0	0	0	0
	03 to 06	0	0	0	0	0	0	0	0	0	0	0	0
	06 to 09	0	0	0	0	0	0	0	0	0	0	0	0
	09 to 12	0	0	1	0	0	1	0	0	0	1	0	0
	12 to 15	0	0	0	0	0	0	0	0	0	0	1	0
	15 to 18	0	0	0	0	0	0	0	0	0	0	0	0
	18 to 21	0	0	0	0	0	0	0	1	0	0	0	0
	21 to 00	0	0	0	0	0	0	0	0	0	0	0	0
Wednesday	00 to 03	0	0	0	0	0	1	0	0	0	0	0	0
	03 to 06	0	0	0	0	0	0	0	0	0	0	0	0
	06 to 09	1	0	0	0	0	0	0	0	0	0	0	0
	09 to 12	1	0	0	1	2	0	0	1	2	0	0	1
	12 to 15	0	0	0	0	0	0	0	0	0	0	0	0
	15 to 18	0	0	1	0	0	0	0	0	0	0	0	1
	18 to 21	0	0	0	0	0	0	1	0	0	0	0	1
	21 to 00	0	0	0	0	0	0	0	0	0	0	0	0
Thursday	00 to 03	2	0	0	0	0	0	0	0	0	0	1	0
	03 to 06	1	0	0	0	0	0	0	0	0	0	0	0
	06 to 09	1	1	0	0	0	0	0	0	0	0	0	0
	09 to 12	0	0	0	0	1	0	0	0	0	0	0	0
	12 to 15	0	0	0	0	0	0	0	0	0	2	1	0
	15 to 18	1	1	0	0	0	0	0	0	0	0	0	1
	18 to 21	0	0	0	0	0	0	0	0	0	0	1	1
	21 to 00	0	0	0	0	0	0	0	0	0	0	0	0
Friday	00 to 03	0	0	0	0	0	0	0	1	0	0	0	0
	03 to 06	0	0	0	0	0	1	0	0	0	0	0	0
	06 to 09	0	0	0	0	0	0	0	1	0	1	0	0
	09 to 12	1	0	1	0	0	1	0	0	0	0	0	1
	12 to 15	0	0	1	0	1	0	0	0	0	0	0	0
	15 to 18	0	1	0	0	1	0	0	0	0	0	0	0
	18 to 21	0	0	0	0	1	0	0	0	0	0	0	0
	21 to 00	0	0	0	0	1	0	0	0	0	0	0	0
Saturday	00 to 03	0	0	0	1	0	1	0	0	0	0	0	0
	03 to 06	0	0	0	0	0	0	0	0	0	0	0	0
	06 to 09	0	0	0	0	0	2	2	0	0	0	1	1
	09 to 12	1	0	1	2	1	0	1	2	0	0	0	0
	12 to 15	1	0	0	0	0	0	0	0	0	0	1	0
	15 to 18	0	1	0	1	1	0	0	0	0	0	0	0
	18 to 21	0	0	0	0	1	0	0	0	0	0	0	0
	21 to 00	0	0	0	0	0	0	0	0	0	0	1	0
Sunday	00 to 03	1	0	0	0	0	0	0	1	0	0	0	0
	03 to 06	0	0	0	1	0	0	0	0	0	0	0	0
	06 to 09	1	0	1	0	1	0	0	0	0	2	0	0
	09 to 12	1	0	1	0	0	0	0	0	0	0	0	0
	12 to 15	0	0	0	0	0	0	0	0	0	0	0	0
	15 to 18	0	0	0	0	0	0	0	0	1	0	1	0
	18 to 21	0	0	0	0	0	0	1	0	0	0	0	0
	21 to 00	0	0	0	0	0	0	0	0	0	0	0	2
Total	15	6	7	9	15	7	6	8	6	8	13	9	





III. Level 2 or Level 3 falls (Kernow)

		Week Commencing											
		04/09/2023	11/09/2023	18/09/2023	25/09/2023	02/10/2023	09/10/2023	16/10/2023	23/10/2023	30/10/2023	06/11/2023	13/11/2023	20/11/2023
Monday	00 to 03	0	1	1	1	0	1	0	0	0	1	0	0
	03 to 06	3	3	0	0	0	3	0	1	0	0	1	0
	06 to 09	0	0	1	2	0	1	1	1	0	1	5	0
	09 to 12	3	0	2	4	2	3	0	2	3	2	2	3
	12 to 15	1	0	2	1	1	3	1	1	1	2	3	2
	15 to 18	0	3	1	2	0	2	2	1	0	1	5	5
	18 to 21	2	3	4	1	0	1	3	3	1	1	2	0
	21 to 00	1	0	1	1	1	1	2	3	1	2	0	2
Tuesday	00 to 03	1	0	1	0	1	0	1	1	0	1	2	0
	03 to 06	0	1	0	1	0	1	1	0	0	0	1	0
	06 to 09	6	1	2	1	1	2	2	1	0	0	1	0
	09 to 12	4	1	2	0	0	2	3	1	5	0	1	2
	12 to 15	3	2	3	1	1	6	1	3	1	2	1	0
	15 to 18	2	1	1	1	0	2	1	1	1	1	0	2
	18 to 21	4	2	2	2	1	1	0	3	2	4	1	2
	21 to 00	0	1	0	2	1	2	0	2	0	0	1	0
Wednesday	00 to 03	0	1	1	0	0	0	0	1	1	1	2	0
	03 to 06	0	1	1	0	0	1	0	0	0	0	1	0
	06 to 09	2	1	0	0	0	0	4	2	2	1	1	2
	09 to 12	3	2	1	3	3	0	1	2	2	1	2	3
	12 to 15	4	1	2	1	1	2	3	0	3	0	1	5
	15 to 18	5	2	0	3	1	1	1	1	3	1	1	2
	18 to 21	1	2	0	3	1	2	1	1	2	0	1	3
	21 to 00	1	0	0	2	1	2	0	1	0	1	1	0
Thursday	00 to 03	0	1	1	1	0	1	0	0	1	0	0	1
	03 to 06	1	0	1	1	2	1	1	3	2	0	1	0
	06 to 09	1	0	0	0	2	2	2	3	1	3	1	0
	09 to 12	1	0	3	1	3	2	2	4	1	0	0	1
	12 to 15	1	0	1	2	0	1	2	1	1	1	1	1
	15 to 18	3	2	2	0	2	2	0	1	2	3	0	1
	18 to 21	3	0	1	1	5	0	3	3	0	1	1	0
	21 to 00	1	1	1	1	0	2	1	1	0	0	2	1
Friday	00 to 03	1	0	0	0	1	1	2	1	0	1	1	0
	03 to 06	0	0	1	1	1	2	0	0	0	2	1	1
	06 to 09	1	1	2	1	1	2	2	2	3	2	2	0
	09 to 12	1	1	2	4	2	2	1	1	1	2	0	3
	12 to 15	2	2	0	0	1	2	1	2	1	1	0	2
	15 to 18	0	1	3	0	3	1	4	3	1	2	1	1
	18 to 21	1	2	1	0	1	1	0	0	0	1	3	1
	21 to 00	0	0	3	2	0	2	1	1	0	1	1	3
Saturday	00 to 03	2	2	0	1	0	0	1	0	0	1	0	2
	03 to 06	1	1	0	0	0	1	0	0	0	0	1	0
	06 to 09	1	1	1	3	2	0	2	0	2	0	0	1
	09 to 12	2	2	0	0	3	1	4	3	5	1	1	3
	12 to 15	2	7	2	1	1	1	4	2	0	4	3	3
	15 to 18	0	4	1	3	1	3	0	1	1	0	0	2
	18 to 21	1	2	1	0	1	1	3	3	3	2	0	1
	21 to 00	0	0	2	1	2	1	2	1	1	1	2	3
Sunday	00 to 03	3	1	1	0	3	0	1	1	0	2	1	1
	03 to 06	1	1	0	0	0	0	0	0	0	1	2	0
	06 to 09	0	1	2	0	1	1	0	1	0	2	1	0
	09 to 12	3	0	0	1	3	2	1	0	1	1	2	2
	12 to 15	1	1	0	2	1	1	1	1	1	1	0	1
	15 to 18	1	0	1	2	1	1	0	3	2	0	2	3
	18 to 21	1	1	1	0	1	5	2	2	0	1	2	2
	21 to 00	0	2	3	1	0	1	0	0	1	1	0	1
Total	82	66	65	62	60	82	71	76	59	61	68	74	





IV. Falls by postcode (Kernow)

Postcode	Level 1	Level 2	Level 2 or 3	Total Falls
TR1	13	9	45	67
TR14	12	4	50	66
PL26	23	6	34	63
TR18	13	6	44	63
PL25	8	7	38	53
PL15	17	5	29	51
PL14	9	5	34	48
TR11	6	2	38	46
PL12	5	3	35	43
TR15	9	3	30	42
TR27	11	4	26	41
PL31	5	2	33	40
PL13	12	5	19	36
TR16	2	1	33	36
TR7	2	7	26	35
TR26	5	2	26	33
TR13	4	3	22	29
TR3	9	1	19	29
EX23	6	2	19	27
PL30	5	2	18	25
PL17	2	2	19	23
PL27	9	0	14	23
TR12	4	2	17	23
TR4	2	2	16	20
TR10	3	2	12	17
TR2	0	0	16	16
TR19	2	2	11	15
PL11	2	3	9	14
TR9	3	2	9	14
TR8	2	1	9	12
PL24	1	1	9	11
TR20	2	0	9	11
TR21	2	2	7	11
PL32	0	2	7	9
TR17	2	0	6	8
TR6	1	2	5	8
PL10	1	1	5	7
PL18	1	1	5	7
PL22	1	0	6	7
PL34	3	1	2	6
PL33	1	1	3	5
TR5	0	0	5	5
PL23	0	2	2	4
PL28	2	1	1	4





Postcode	Level 1	Level 2	Level 2 or 3	Total Falls
EX22	1	0	1	2
PL29	0	0	2	2
TR25	0	0	1	1
PL35	0	0	0	0
TR22	0	0	0	0
TR23	0	0	0	0
TR24	0	0	0	0
Total	223	109	826	1,158





Appendix I – Somerset

I. Level 1 falls

		Week Commencing											
		04/09/2023	11/09/2023	18/09/2023	25/09/2023	02/10/2023	09/10/2023	16/10/2023	23/10/2023	30/10/2023	06/11/2023	13/11/2023	20/11/2023
Monday	00 to 03	0	1	0	0	0	1	1	0	0	0	0	0
	03 to 06	0	0	0	0	0	0	0	0	0	0	0	0
	06 to 09	0	0	0	1	0	0	1	0	2	0	0	0
	09 to 12	0	0	1	0	2	0	1	0	1	0	0	0
	12 to 15	0	0	1	1	0	0	0	0	0	0	0	0
	15 to 18	1	0	0	1	0	0	0	0	0	0	1	0
	18 to 21	0	0	0	1	0	0	0	0	0	1	0	0
Tuesday	00 to 03	0	1	0	1	2	0	1	0	0	0	0	1
	03 to 06	2	0	0	2	0	0	0	0	0	0	0	0
	06 to 09	1	0	0	0	1	1	1	1	1	0	0	0
	09 to 12	0	1	0	0	0	0	0	0	1	0	0	0
	12 to 15	0	0	1	0	0	1	0	0	0	0	1	1
	15 to 18	0	1	0	0	0	0	2	0	0	0	2	0
	18 to 21	1	0	1	0	0	0	0	0	0	0	0	0
Wednesday	00 to 03	1	0	0	0	0	0	0	1	0	1	0	0
	03 to 06	0	0	0	1	0	0	0	1	1	0	1	0
	06 to 09	0	1	0	0	1	0	0	0	0	0	0	0
	09 to 12	1	0	0	0	0	1	0	0	0	1	0	0
	12 to 15	0	1	1	0	2	0	0	0	0	0	1	1
	15 to 18	1	0	0	1	0	0	0	0	0	0	0	0
	18 to 21	0	1	0	1	0	0	1	0	1	1	0	0
Thursday	00 to 03	0	0	0	0	0	0	0	0	0	0	0	0
	03 to 06	0	0	0	0	1	0	1	1	0	0	0	0
	06 to 09	0	2	0	0	0	0	0	0	0	0	1	0
	09 to 12	0	0	0	0	1	2	0	0	0	0	0	0
	12 to 15	0	0	0	0	0	0	0	0	0	1	0	0
	15 to 18	0	0	1	1	0	0	3	1	0	0	2	0
	18 to 21	0	1	0	0	0	1	1	0	1	1	0	0
Friday	00 to 03	0	1	0	1	0	1	1	0	0	0	1	0
	03 to 06	1	0	1	2	0	0	0	0	0	0	0	0
	06 to 09	0	0	1	0	1	0	1	1	0	0	1	0
	09 to 12	0	0	2	1	0	0	1	1	0	1	1	0
	12 to 15	0	1	1	0	0	0	0	1	0	0	1	0
	15 to 18	1	0	0	0	1	1	0	0	1	2	0	0
	18 to 21	0	0	1	0	0	1	0	0	1	0	1	0
Saturday	00 to 03	1	0	0	2	0	0	0	0	0	0	1	1
	03 to 06	0	1	1	0	1	0	0	0	1	0	1	0
	06 to 09	2	0	0	0	0	0	0	0	0	0	0	0
	09 to 12	0	0	0	1	0	0	2	1	0	0	2	1
	12 to 15	0	0	0	0	0	1	0	0	0	0	0	0
	15 to 18	0	0	0	0	0	1	0	0	0	0	0	0
	18 to 21	0	0	0	0	0	0	0	0	0	1	0	1
Sunday	00 to 03	0	1	0	0	0	0	0	0	0	0	0	1
	03 to 06	0	1	1	0	0	0	0	0	0	0	1	1
	06 to 09	0	0	0	0	1	0	1	1	0	1	0	0
	09 to 12	0	2	0	0	0	0	0	0	1	1	0	2
	12 to 15	0	0	0	0	2	2	0	1	0	0	0	1
	15 to 18	0	1	0	0	0	2	0	0	0	0	0	0
	18 to 21	1	1	0	0	2	0	0	0	2	0	1	0
Total	15	20	16	19	21	18	23	14	19	16	21	13	





II. Level 2 falls (Somerset)

		Week Commencing											
		04/09/2023	11/09/2023	18/09/2023	25/09/2023	02/10/2023	09/10/2023	16/10/2023	23/10/2023	30/10/2023	06/11/2023	13/11/2023	20/11/2023
Monday	00 to 03	0	0	0	0	0	0	0	0	0	0	0	0
	03 to 06	0	0	0	0	0	0	0	0	0	0	0	0
	06 to 09	0	0	0	0	0	1	1	0	0	1	2	0
	09 to 12	0	1	0	0	0	0	0	0	0	0	0	2
	12 to 15	1	0	0	0	0	0	0	0	0	1	0	0
	15 to 18	0	0	0	0	0	0	0	0	0	0	0	0
	18 to 21	0	0	0	1	0	0	1	0	0	0	0	0
	21 to 00	1	0	0	0	0	0	0	0	0	0	0	0
Tuesday	00 to 03	0	0	0	0	0	0	0	0	0	0	0	0
	03 to 06	0	0	0	0	1	0	1	0	0	0	0	0
	06 to 09	0	0	0	0	0	0	0	0	0	1	1	0
	09 to 12	0	0	0	0	0	0	1	0	0	0	0	0
	12 to 15	0	1	0	0	0	0	0	1	0	0	0	0
	15 to 18	0	0	1	0	1	0	1	0	0	0	0	0
	18 to 21	1	0	0	0	0	0	0	0	0	0	0	0
	21 to 00	0	0	0	0	0	0	1	0	0	0	0	1
Wednesday	00 to 03	0	0	0	0	0	0	0	0	0	0	0	0
	03 to 06	0	0	0	0	0	0	0	0	0	0	0	0
	06 to 09	0	0	0	1	0	0	0	0	0	0	1	0
	09 to 12	0	0	0	0	0	0	1	1	3	0	2	0
	12 to 15	0	0	0	0	0	0	0	0	0	0	0	0
	15 to 18	0	0	1	0	0	0	0	0	0	1	0	1
	18 to 21	0	0	0	1	0	0	0	0	0	0	0	0
	21 to 00	0	0	0	0	1	0	0	0	0	0	0	0
Thursday	00 to 03	0	0	0	0	0	0	0	0	0	0	0	0
	03 to 06	0	0	0	0	0	0	0	0	0	0	0	0
	06 to 09	1	0	0	1	0	0	0	0	1	0	0	0
	09 to 12	0	0	1	0	1	2	0	0	0	1	0	0
	12 to 15	0	1	0	0	0	0	1	0	1	0	0	0
	15 to 18	0	0	0	0	0	0	0	0	0	0	0	0
	18 to 21	0	0	0	0	0	0	0	1	0	0	0	0
	21 to 00	0	1	0	0	0	0	0	0	0	0	0	0
Friday	00 to 03	0	0	0	0	0	0	0	0	1	0	0	0
	03 to 06	0	0	0	0	0	0	0	0	0	0	0	0
	06 to 09	1	2	0	0	0	0	0	0	0	1	0	0
	09 to 12	1	0	1	0	0	0	1	0	1	0	0	0
	12 to 15	0	0	1	0	0	0	1	0	0	0	0	0
	15 to 18	0	0	0	0	0	0	0	0	0	0	0	0
	18 to 21	0	0	0	0	0	0	0	0	0	0	0	0
	21 to 00	0	0	0	0	0	0	0	0	0	0	0	0
Saturday	00 to 03	0	0	0	0	0	1	0	0	0	0	0	0
	03 to 06	0	0	0	0	0	0	0	0	0	0	0	0
	06 to 09	0	0	0	0	0	1	0	0	0	0	0	0
	09 to 12	0	0	0	1	0	0	0	0	0	0	1	0
	12 to 15	0	0	0	0	0	0	0	0	0	0	0	0
	15 to 18	1	0	0	1	0	0	0	0	0	1	0	0
	18 to 21	0	0	0	0	0	0	0	0	0	0	0	0
	21 to 00	0	0	0	0	0	0	0	0	0	0	0	0
Sunday	00 to 03	0	0	0	0	0	0	0	0	0	0	0	0
	03 to 06	0	0	0	0	0	0	0	0	0	0	0	0
	06 to 09	0	0	0	1	1	0	0	1	0	0	0	0
	09 to 12	0	0	1	0	0	1	0	0	0	0	1	0
	12 to 15	0	0	0	0	0	0	0	2	0	0	0	0
	15 to 18	0	0	0	0	0	1	0	0	0	0	0	0
	18 to 21	0	0	0	0	0	0	0	0	0	0	0	0
	21 to 00	0	0	0	0	0	0	0	0	0	0	0	0
Total	7	6	6	7	5	7	10	6	7	6	8	5	





III. Level 2 or Level 3 falls (Somerset)

		Week Commencing											
		04/09/2023	11/09/2023	18/09/2023	25/09/2023	02/10/2023	09/10/2023	16/10/2023	23/10/2023	30/10/2023	06/11/2023	13/11/2023	20/11/2023
Monday	00 to 03	0	0	0	1	0	1	0	2	0	1	0	1
	03 to 06	2	0	2	0	0	1	1	0	0	2	0	2
	06 to 09	0	0	0	5	1	1	1	0	0	0	3	2
	09 to 12	5	0	1	1	1	3	2	1	5	2	3	2
	12 to 15	1	1	2	4	2	1	0	0	1	4	2	2
	15 to 18	4	1	2	2	0	1	2	2	0	0	1	0
	18 to 21	4	2	1	1	1	1	1	0	1	1	0	0
	21 to 00	1	0	3	0	0	0	1	0	0	0	1	1
Tuesday	00 to 03	1	1	0	0	0	0	0	0	1	0	0	0
	03 to 06	1	0	2	0	1	0	1	0	1	1	1	1
	06 to 09	1	0	1	1	1	3	1	0	4	1	1	2
	09 to 12	0	1	1	1	1	2	2	4	2	1	1	2
	12 to 15	1	2	1	0	1	1	5	0	2	0	3	3
	15 to 18	1	0	1	0	2	1	3	3	1	2	1	0
	18 to 21	2	0	1	1	1	1	0	1	2	0	1	1
	21 to 00	0	1	1	1	0	0	0	0	0	1	0	0
Wednesday	00 to 03	0	1	0	1	2	0	2	0	2	0	0	1
	03 to 06	1	1	0	3	0	1	0	0	1	0	0	0
	06 to 09	0	0	3	2	2	1	2	3	0	1	1	1
	09 to 12	1	1	1	2	2	1	0	1	0	3	1	0
	12 to 15	0	2	1	3	2	0	4	0	1	0	1	1
	15 to 18	2	1	2	2	0	3	0	0	3	1	0	1
	18 to 21	0	2	1	0	1	1	1	1	2	2	1	2
	21 to 00	1	1	0	0	0	1	0	2	0	0	0	1
Thursday	00 to 03	1	0	0	0	0	0	2	0	0	0	0	0
	03 to 06	0	1	0	0	1	2	0	1	0	1	1	0
	06 to 09	3	2	1	4	1	4	1	2	1	1	2	3
	09 to 12	0	2	5	3	0	0	2	1	0	1	4	1
	12 to 15	1	0	1	1	0	0	1	2	1	3	3	2
	15 to 18	1	0	2	1	2	0	0	1	0	0	0	2
	18 to 21	2	0	0	2	2	3	3	3	3	3	1	1
	21 to 00	4	1	0	0	1	1	0	0	0	2	0	0
Friday	00 to 03	0	0	0	1	1	1	0	0	0	1	0	2
	03 to 06	1	1	0	2	0	0	1	0	0	2	1	1
	06 to 09	0	0	0	1	1	0	1	0	0	3	2	3
	09 to 12	3	0	4	5	3	2	0	0	1	2	3	1
	12 to 15	1	0	1	2	2	2	0	3	2	1	1	4
	15 to 18	1	0	1	0	1	0	0	3	3	0	4	2
	18 to 21	2	1	3	1	2	0	1	1	3	1	2	4
	21 to 00	0	0	1	0	0	2	0	0	0	1	1	0
Saturday	00 to 03	2	3	0	0	0	1	1	0	4	0	0	2
	03 to 06	2	0	0	0	0	1	1	0	1	2	0	1
	06 to 09	3	2	0	0	1	0	1	0	0	2	0	4
	09 to 12	2	1	3	2	0	1	2	1	2	2	3	1
	12 to 15	0	1	1	2	3	4	1	1	0	0	2	3
	15 to 18	1	0	1	2	2	1	0	0	2	2	3	2
	18 to 21	1	0	0	2	1	1	3	1	0	3	3	3
	21 to 00	2	0	1	3	1	0	3	1	0	1	1	0
Sunday	00 to 03	1	0	0	0	0	1	0	0	0	0	0	0
	03 to 06	0	1	2	2	1	1	0	0	0	0	1	0
	06 to 09	1	2	2	0	2	2	1	1	0	2	3	1
	09 to 12	2	2	3	1	3	2	3	3	1	5	3	1
	12 to 15	0	1	1	2	0	1	1	1	1	1	0	3
	15 to 18	1	1	2	0	1	3	0	2	1	2	1	0
	18 to 21	3	6	2	4	2	2	1	1	0	0	1	1
	21 to 00	1	2	2	1	1	2	0	0	2	0	1	0
Total	71	48	66	75	56	65	59	49	56	68	69	74	





IV. Falls by postcode (Somerset)

Postcode	Level 1	Level 2	Level 2 or 3	Total Falls
BA21	18	3	69	90
TA1	16	9	65	90
TA6	11	5	66	82
TA24	17	5	42	64
TA8	9	1	38	48
BA11	6	4	36	46
BA5	14	3	27	44
TA2	6	4	33	43
TA21	12	2	27	41
TA20	7	3	24	34
BA22	9	1	21	31
TA4	2	3	26	31
TA7	5	2	24	31
BA20	8	3	17	28
TA3	3	2	22	27
BA16	7	1	17	25
BA4	7	6	11	24
TA9	6	1	17	24
BA6	6	3	13	22
TA10	4	1	15	20
TA13	4	1	14	19
TA19	3	2	14	19
TA18	3	3	12	18
BA9	5	0	11	16
TA12	3	0	12	15
BS27	0	2	12	14
TA23	6	1	7	14
BA3	3	2	8	13
TA11	1	0	11	12
BA7	2	1	8	11
TA5	2	2	6	10
BA8	2	2	4	8
BS26	2	0	5	7
BS28	2	1	3	6
DT9	2	0	3	5
BA10	0	0	4	4
TA14	1	1	2	4
TA16	0	0	4	4
TA22	0	0	3	3
BS24	0	0	2	2
BA2	1	0	0	1
TA15	0	0	1	1
BA13	0	0	0	0
BS25	0	0	0	0





Postcode	Level 1	Level 2	Level 2 or 3	Total Falls
BS39	0	0	0	0
BS40	0	0	0	0
DT10	0	0	0	0
EX16	0	0	0	0
TA17	0	0	0	0
Total	215	80	756	1,051

